



**Kitchen Sinks**  
**Manufactured in PRC**



Global Stainless Steel Kitchen and Bathroom  
Product Solution Expert.

## Company introduction

Founded in 1998, is a wholly-owned subsidiary of Primy Corporation Ltd. From the year 2021, We will focus on all Export OEM and ODM business and manufacturing of stainless-steel kitchen and bathroom products. And Primy Corporation Ltd will focus on the business under Primy brand for the Chinese market.

For the past 23 years, We had been committed to the research and development, design, production, sales and service of kitchen and bathroom products, focusing on all export OEM and ODM business. Our products including stainless steel kitchen sinks, stainless steel kitchen faucets, stainless steel basin mixers, shower mixers, and related bathroom accessories.



1

### Professional Factory

Founded in 1998, We are one of the leading manufacturers that specializes in high-quality 304 stainless steel kitchen and bathroom products in China. We had been exporting to over 63 countries and regions during this time.



2

### High Production Capacity

Our current production capacity for stainless steel kitchen sink is 2million piece, 0.6million pieces stainless steel faucets. We still got the enough space to expanding the production line and production capacity in a very short time to fulfill the customer demanding.



3

### Strong R&D

We have and an strong R&D team with total experience for more than 100 years in the industrial, which could provide our clients with the very latest innovative designs to ensure that together we can offer the latest and best product proposal's possible.

### In-house tooling factory

We have its own in house tooling factory to produce the tooling with reasonable cost and high quality and flexible production time.

4



### TQM

We are ISO9001 and ISO14001 certificated company, which has strict quality management system, including Inbound Quality Control (IQC), Production Quality Control (PQC), Finished Quality Control (FQC), Outbound Quality Control (OQC).

5



### PVD Color Solution

We have our own PVD production line to provide our clients with the opportunity to supply colorful products of Kitchen sink and faucet with consistent quality. Currently, we could offer 8 colors includes Light Gold, Gold, Rose Gold, Gun Metal, Black, Matt Rose Gold, Matt Gun Metal, Matt Black. The new customized colors are always welcome.

6



Founded in 1998



100,000 square meters



570 employees



100 years' working experience



300K Capacity(pcs/month)



40+ Patents



1K+ Product Models

# PRODUCTION CAPABILITIES

## Brand – CM – ODM or OEM

We provides stainless steel kitchen and bathroom product manufacturing services that deliver complete product solutions, with our broad experience and strong R&D team, We can provide any customization, ODM and OEM services to meet different demands.



### CM – Contract Manufacturing

Customers enter into a Contractual Agreement with us to manufacture a product(s) that meet their specific needs. Under this arrangement the customer will own the exclusive rights to the product, both the design and the tooling. In return the customer will compensate us for design and tooling costs, either separately or by accruing these costs into the agreed purchase price of the product(s).



### ODM – Original Design Manufacturing

Customers either select our designed product(s) or request us to design a new product(s) and we will retain ownership of the design and tooling.



### OEM – Original Equipment Manufacturing

Customers request that Primy produce an existing product design for them and either provide the tooling or request that Primy produce tooling, the cost of which will be paid by the customer, either separately or by accruing these costs into the agreed purchase price of the product(s).


## Sink Installation



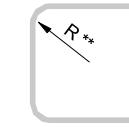
Topmount



Flush-mount



Undermount



Bowl radius

## Stainless Steel Faucet Technology



Ultraquiet aerator



Pull out or pull down



Master design



High-quality cartridge



Sensor tech



Waterfall



360° Toggle handle



360° Rotating spout



Filtered water

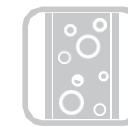


Water-saving function

## Stainless Steel Shower Technology



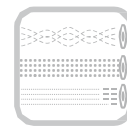
360° Easy to adjust



Scald-proof




High-quality cartridge



Multi-action spray



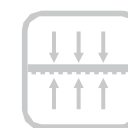
Thermostatic



Comfortable waterflow



Water-saving function



Ultra-thin ss spray



Collision avoidance space



Master design



# OUR ENVIRONMENT

Man is a Child of His Environment



A healthy planet and healthy community go hand-in-hand.

We believe that we all share a responsibility for protecting our environment, as individuals, businesses and governments and we all need to do our part in protecting the environments in which we work and live.



The Earth is very diverse but the one thing that is common to all, is our environment.

It provides us with the air we breathe; the food we eat; the water we drink and it protects us from the harsh environment of outer space, it sustains life as we know it.



## ISO – 14000 Environmental Management Standards

We have set high standards for our Company, from operating our manufacturing facilities under ISO – 14000 Environmental Management Standards to using stainless steel to produce our products, a material that is widely recognized as being “Green”, including the production process and the steel itself. We are proud of the fact that the products that we produce for your home are ones that help to sustain the wellbeing of our environment and the health of your family too.



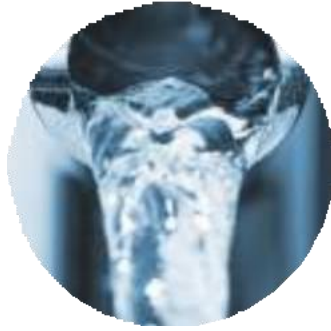


## Benefits of Stainless Steel for Kitchen Sinks and Faucets



### - Hygiene -

The easy cleaning ability of stainless makes it the first choice for strict hygiene conditions, such as hospitals, kitchens and other food processing facilities.



### - Lead Free -

Today's "Lead Free" faucets are not 100% lead free, they simply meet the criteria established by the governing bodies to be classified as lead free. Stainless steel faucets as 100% lead free.



### - Green -

All manufacturing process create a carbon foot print, the amount of carbon emitted during the production process. In the case of stainless steel, the emission is 0.04% than that of regular

## FAUCETS

### Why it Matters

Our faucets are made using Type 304 cast or tubular stainless steel because it's truly a 100% lead free material; others claim to be lead free while in fact they only meet the minimum allowable government standard, they are not truly lead free.

Similarly most faucets sold as stainless steel are not, they are actually other materials coated with a synthetic finish to look like stainless steel, scratch the surface and no more stainless steel.

The inner bodies of our faucets are all stainless steel, which is bacteria resistant and more hygienic than most other materials. Our faucets are safe, environmentally friendly, last longer and look great.

Ta contesinc mercerfera  
noximanuqernum me fatui  
lorem ipsum.

## SINKS

### Type 304 vs. Type 201 or 202

We are using only type 304 stainless steel which contains just 0.08% carbon, it's the industry standard for food and beverage processing equipment; 304 stainless steel has 18% minimum chromium content, this provides corrosion and oxidation resistance and helps to maintain the beautiful luster as if it were a new sink.

Type 201 and 202 have only 16% and are more susceptible

to corrosion and oxidation and looking dull over the life of the sink. Nickel gives stainless steel hardness and strength, making it less prone to wear and tear, 304 has 12% nickel vs. only 6% for 201 and 202. Considering this, in comparing the life expectancy of the sink vs. the cost, 304 is a much better value than the other two and it will look better too!
















































































# KITCHEN SINKS

**STAINLESS STEEL IS STAINLESS  
STEEL RIGHT?  
NOT SO ;**

All our kitchen sinks are constructed using the finest quality, Type 304 stainless steel; it's 100% Green and 100% recyclable. Beware of "bargains", be an informed buyer and make sure that you are getting a quality material and product before you make your buying decision.



ASIAN STYLE HANDMADE SINK RANGE (20P-29P)	EUROPEAN STYLE HANDMADE SINK RANGE (30P-43P)		AMERICAN STYLE HANDMADE SINK RANGE (44P-59P)
	R0	R10	ORDINARY
			
			
			
			
			
			
			
			
			
			
			
			

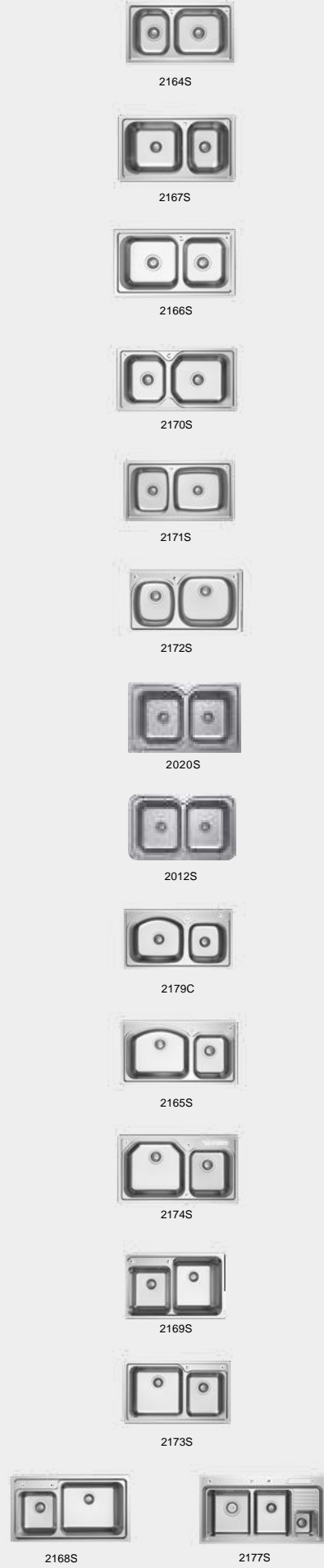

AMERICAN STYLE HANDMADE SINK RANGE (44P-59P)	UNDERMOUNT BOWL RANGE (60P-81P)		
WORKSTATION	R10 BOWL PRESSED	R25 BOWL PRESSED	BIG RADIUS BOWL PRESSED
			 
			 
			 
			 
			 
			
			
			
			
			
			
			
			
			

TOPMOUNT SINK RANGE  
(82P-113P)

SINGLE BOWL

ASIAN STYLE  
DOUBLE BOWL

ASIAN STYLE  
WITH DRAINER






AUSSIE STYLE SINK RANGE  
(114P-145P)

R25 SINK RANGE

AUSSIE STYLE  
RANGE 1

AUSSIE STYLE  
RANGE 2

AUSSIE STYLE  
RANGE 3





**EUROPEAN STYLE WELDING SINK RANGE**  
(146P-163P)

**EUROPEAN STYLE ONE-PIECE SINK RANGE**  
(164P-187P)

**EUROPEAN STYLE ONE-PIECE SINK RANGE**  
(164P-187P)

**COMMERCIAL SINK RANGE**  
(188P-193P)

ROUND SINK RANGE

SPECIAL DESIGN RANGE

DRAINER BOARD RANGE

RANGE 1

RANGE 2

RANGE 3

RANGE 4



1139A



1012C



1011C



1013C



1015C



1148C




1041C



1039C



1042C



1172S



2006C



2005C



2066C



2011C



2058C



2041C



3003C



2021C



2077C



1174S



2148S



1065S



2079S



1156S



2137S



1157S



2138S



1155S



2136S



1163S



1164S



2145S



2129S



2157S



1159S



1160S



2143S



2149S



1165S



1167S



2141S



1161S



1162S



2144S



1184S




1185S



2155S



1186S



2156S



1188S



2147S



1158S



2140S



1048S



1049S



1188S



1169S



1170S



1171S



1002C



1112A



1006B



1105B



1107B



1068B



2063B



2065B





001 STAINLESS STEEL



002. LIGHT GOLD



003 GUN METAL



004 ROSE GOLD



005 BRASS

## PVD - PHASE VAPOR DEPOSIT



We apply a sophisticated coating technique used in the aeronautical industry. PVD or Phase Vapor Deposit coating is a vacuum process carried out in a chamber heated to very high temperature, where metallic vapor is deposited in a thin film on the stainless steel, bonding closely with it.

The main value of PVD technology lies in its ability to modify the properties of the surface of the product, without violating the biochemical functionality of the basic material.

PVD coating is extremely dense and uniform, it is adjacent to the substrate, does not contain micro-cracks, is a protective layer resistant to abrasion and scratching.

The possible PVD color range can be extremely wide, it has about 50 colors, right now we already master the mature technology of Light gold, Gold, Rose Gold, Gun metal, Black, Matt Rose Gold, Matt Gun, Matt black, this 8 PVD color collection is a perfect supplement for the inox color, and will shape your stylish kitchen and bathroom.

PVD coating is not only aesthetically, but also absolutely safe for health.





**3. Smears or Finger Prints:** Use a glass cleaner like Windex that has ammonia in it, applying the cleaner to a clean cloth and wipe gently until removed. Rinse thoroughly with cold water after cleaning then dry with a clean cloth.



**4. Stubborn Spots or Stains:** Use a non-abrasive, stainless steel spray cleaner, applying the cleaner to a clean cloth and wipe gently until removed. Rinse thoroughly with cold water after cleaning then dry with a clean cloth.

**5. Hard water or Rust Spots:** Stainless steel does not rust, rust stains or spots result from iron particles introduced by water, cookware or steel wool pads. Use vinegar swabbed onto the affected area, rub gently and let stand for 10 minutes. Apply baking soda to the area where the vinegar has been applied and let stand for 2 -3 minutes and then rinse with cold water and dry with a soft clean cloth.

**6. Never Use:** Never use abrasive cleansers or cleaning pads of any type on the sink, as they will most certainly scratch the surface of the finish.

## STAINLESS STEEL SINKS CARE AND CLEANING INSTRUCTIONS:

Our kitchen sinks are engineered and built to give you years of lasting satisfaction but like all beautiful things it requires a little care. Our sink are constructed using a high quality type 304 stainless steel. However as the word implies, it stains less, it is not stain free without proper use and care. In order to ensure that the sink looks as beautiful in the years to come as it does now, we recommend that you follow the instructions below:

**1. Daily Care:** Dry off any water droplets after use with a clean dry cloth. Most water contains minerals such as calcium and chemical additives such as chlorine which when the water evaporates will leave marks on the surface of your sink.

**2. General Care:** Once a week use a detergent mixed with a small amount of ammonia rubbing gently with a soft cloth. Rinse thoroughly with cold water after cleaning then dry with a clean cloth.







**ASIAN STYLE  
HANDMADE  
SINK RANGE**





### KB142

Single bowl sink

Overall dimension: **440 x 440 x 200** mm  
Bowl dimension: **400 x 400** mm

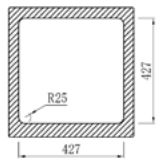
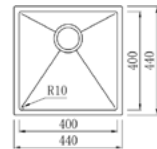
#### TECHNICAL DATA

Minimum cabinet: **500mm**  
Thickness: **1.2mm**  
Tech: Welding

#### CONTAINER CAPACITY

	20GP	40GP	40HQ
1PC/CTN	314	605	822

AVAILABLE ACCESSORIES ( see pages 28-29 )



### KB145

Single bowl sink

Overall dimension: **540 x 440 x 200**mm  
Bowl dimension: **500 x 400** mm

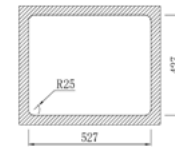
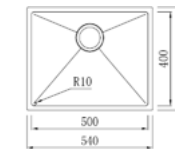
#### TECHNICAL DATA

Minimum cabinet: **600mm**  
Thickness: **1.2mm**  
Tech: Welding

#### CONTAINER CAPACITY

	20GP	40GP	40HQ
1PC/CTN	264	508	691

AVAILABLE ACCESSORIES ( see pages 28-29 )



### KB143

Single bowl sink

Overall dimension: **490 x 440 x 200**mm  
Bowl dimension: **450 x 400** mm

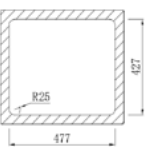
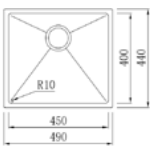
#### TECHNICAL DATA

Minimum cabinet: **600mm**  
Thickness: **1.2mm**  
Tech: Welding

#### CONTAINER CAPACITY

	20GP	40GP	40HQ
1PC/CTN	287	552	751

AVAILABLE ACCESSORIES ( see pages 28-29 )



### 4394F

Single bowl sink

Overall dimension: **420 x 340 x 180**mm  
Bowl dimension: **380 x 300**mm

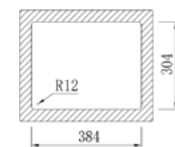
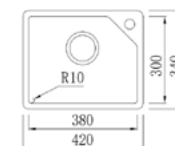
#### TECHNICAL DATA

Minimum cabinet: **500mm**  
Thickness: **1.0mm**  
Tech: Welding

#### CONTAINER CAPACITY

	20GP	40GP	40HQ
1PC/CTN	449	863	1174

AVAILABLE ACCESSORIES ( see pages 28-29 )





### KB176

Single bowl sink


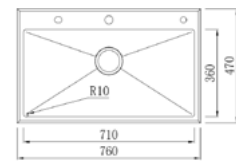
Overall dimension: **760 x 470 x 220** mm  
 Bowl dimension: **710 x 360** mm

TECHNICAL DATA	
Minimum cabinet:	<b>900mm</b>
Thickness:	<b>1.2mm</b>
Tech:	Welding

#### CONTAINER CAPACITY

	20GP	40GP	40HQ
1PC/CTN	206	395	538

AVAILABLE ACCESSORIES ( see pages 28-29 )



### KB178

Double bowl sink

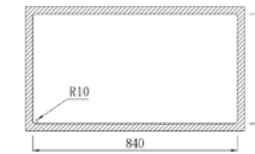
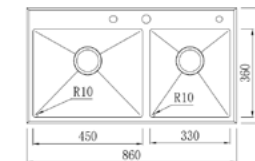
Overall dimension: **860 x 470 x 220**mm  
 Big bowl dimension: **450 x 360**mm  
 Small bowl dimension: **330 x 360**mm

TECHNICAL DATA	
Minimum cabinet:	<b>1000mm</b>
Thickness:	<b>1.2mm</b>
Tech:	Welding

#### CONTAINER CAPACITY

	20GP	40GP	40HQ
1PC/CTN	184	353	480

AVAILABLE ACCESSORIES ( see pages 28-29 )



### KB177

Double bowl sink


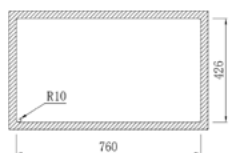
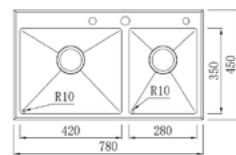
Overall dimension: **780 x 450 x 220**mm  
 Big bowl dimension: **420 x 350**mm  
 Small bowl dimension: **280 x 350**mm

TECHNICAL DATA	
Minimum cabinet:	<b>900mm</b>
Thickness:	<b>1.2mm</b>
Tech:	Welding

#### CONTAINER CAPACITY

	20GP	40GP	40HQ
1PC/CTN	208	401	545

AVAILABLE ACCESSORIES ( see pages 28-29 )



### KB186

Single bowl sink

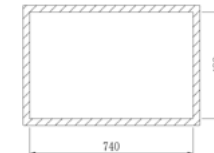
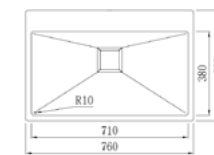
Overall dimension: **760 x 500 x 235**mm  
 Bowl dimension: **710 x 380** mm

TECHNICAL DATA	
Minimum cabinet:	<b>900mm</b>
Thickness:	<b>1.5mm</b>
Tech:	Welding

#### CONTAINER CAPACITY















	20GP	40GP	40HQ
1PC/CTN	155	298	405

AVAILABLE ACCESSORIES ( see pages 28-29 )





KITCHEN ACCESSORIES

- |                                                                                                                                                            |                                                                                                                                          |                                                                                                                                           |                                                                                                                                                              |
|------------------------------------------------------------------------------------------------------------------------------------------------------------|------------------------------------------------------------------------------------------------------------------------------------------|-------------------------------------------------------------------------------------------------------------------------------------------|--------------------------------------------------------------------------------------------------------------------------------------------------------------|
| <p><b>1</b></p>  <p><b>A1</b><br/>Basket Waste</p>                        | <p><b>2</b></p>  <p><b>A2A</b><br/>Basket Waste</p>     | <p><b>3</b></p>  <p><b>C6D</b><br/>Basket Waste</p>      | <p><b>4</b></p>  <p><b>A3</b><br/>Basket Waste</p>                        |
| <p><b>5</b></p>  <p><b>C4</b><br/>Basket Waste</p>                        | <p><b>6</b></p>  <p><b>A9</b><br/>Basket Waste</p>      | <p><b>7</b></p>  <p><b>XSG02D</b><br/>Plastic Pipe</p>   | <p><b>8</b></p>  <p><b>XSG02SZ</b><br/>Plastic Pipe</p>                   |
| <p><b>9</b></p>  <p><b>PD19</b><br/>Soap Dispenser</p>                    | <p><b>10</b></p>  <p><b>PD18</b><br/>Soap Dispenser</p> | <p><b>11</b></p>  <p><b>P3305</b><br/>Soap Dispenser</p> | <p><b>12</b></p>  <p><b>Wire Basket 350</b><br/>Dim:375 x 257 x 115mm</p> |
| <p><b>13</b></p>  <p><b>Wire Basket 360</b><br/>Dim:595 x 365 x 28mm</p> | <p><b>14</b></p>  <p><b>Parts</b><br/>Controller</p>   | <p><b>15</b></p>  <p><b>XSG04D</b><br/>Plastic Pipe</p> |                                                                                                                                                              |




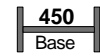


# EUROPEAN STYLE HANDMADE SINK RANGE

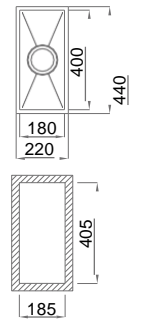
The simple beauty of stainless steel surfaces converging to create intriguing angles.







Available for R10



### 4002F

Single bowl sink

Overall dimension: **220 x 440 x 160mm**  
Bowl dimension: **180 x 400mm**

TECHNICAL DATA	
Minimum cabinet:	<b>450mm</b>
Thickness:	<b>1.0mm</b>
Tech:	Welding

#### CONTAINER CAPACITY

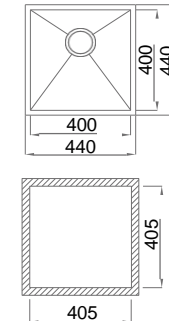
	20GP	40GP	40HQ
1PC/CTN	1054	2270	2675

AVAILABLE ACCESSORIES ( see pages 43 )

- [1](#) [2](#) [3](#) [4](#) [5](#) [8](#) [10](#) [11](#) [12](#) [13](#) [14](#) [15](#) [16](#) [18](#)



Available for R10



### 4085F

Single bowl sink

Overall dimension: **440 x 440 x 200mm**  
Bowl dimension: **400 x 400mm**



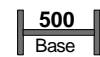
TECHNICAL DATA	
Minimum cabinet:	<b>500mm</b>
Thickness:	<b>1.0mm</b>
Tech:	Welding

#### CONTAINER CAPACITY

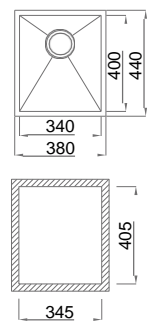
	20GP	40GP	40HQ
1PC/CTN	461	993	1170

AVAILABLE ACCESSORIES ( see pages 43 )

- [1](#) [2](#) [3](#) [4](#) [5](#) [8](#) [10](#) [11](#) [12](#) [13](#) [14](#) [15](#) [16](#) [18](#)



Available for R10



### 4091F

Single bowl sink

Overall dimension: **380 x 440 x 200mm**  
Bowl dimension: **340 x 400mm**

TECHNICAL DATA	
Minimum cabinet:	<b>500mm</b>
Thickness:	<b>1.0mm</b>
Tech:	Welding

#### CONTAINER CAPACITY

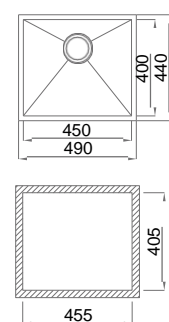
	20GP	40GP	40HQ
1PC/CTN	528	1136	1339

AVAILABLE ACCESSORIES ( see pages 43 )

- [1](#) [2](#) [3](#) [4](#) [5](#) [8](#) [10](#) [11](#) [12](#) [13](#) [14](#) [15](#) [16](#) [18](#)



Available for R10



### 4092F

Single bowl sink

Overall dimension: **490 x 440 x 200mm**  
Bowl dimension: **450 x 400mm**

TECHNICAL DATA	
Minimum cabinet:	<b>600mm</b>
Thickness:	<b>1.0mm</b>
Tech:	Welding

#### CONTAINER CAPACITY

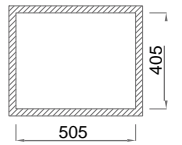
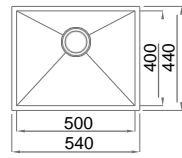
	20GP	40GP	40HQ
1PC/CTN	417	898	1059

AVAILABLE ACCESSORIES ( see pages 43 )

- [1](#) [2](#) [3](#) [4](#) [5](#) [8](#) [10](#) [11](#) [12](#) [13](#) [14](#) [15](#) [16](#) [17](#) [18](#)



Available for R10



### 4088F

Single bowl sink

Overall dimension: **540 x 440 x 200mm**  
Bowl dimension: **500 x 400mm**

#### TECHNICAL DATA

Minimum cabinet:	<b>600mm</b>
Thickness:	<b>1.0mm</b>
Tech:	Welding

#### CONTAINER CAPACITY

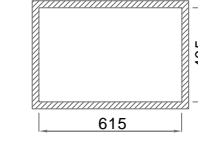
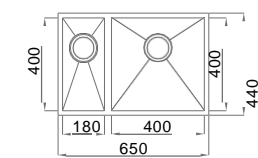
	20GP	40GP	40HQ
1PC/CTN	380	820	988

AVAILABLE ACCESSORIES ( see pages 43 )

- [1](#) [2](#) [3](#) [4](#) [5](#) [8](#) [10](#) [11](#) [12](#) [13](#) [14](#) [15](#) [16](#) [18](#)



Available for R10



### 4086F

Double bowl sink

Overall dimension: **650 x 440 x 200mm**  
Big bowl dimension: **400 x 400mm**  
Small bowl dimension: **180 x 400 mm**

#### TECHNICAL DATA

Minimum cabinet:	<b>800mm</b>
Thickness:	<b>1.0mm</b>
Tech:	Welding

#### CONTAINER CAPACITY

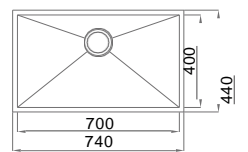
	20GP	40GP	40HQ
1PC/CTN	310	660	780

AVAILABLE ACCESSORIES ( see pages 43 )

- [1](#) [2](#) [3](#) [6](#) [7](#) [9](#) [10](#) [11](#) [12](#) [13](#) [14](#) [15](#) [16](#) [18](#)



Available for R10



### 4093F

Single bowl sink

Overall dimension: **740 x 440 x 200mm**  
Bowl dimension: **700 x 400mm**

#### TECHNICAL DATA

Minimum cabinet:	<b>800mm</b>
Thickness:	<b>1.0mm</b>
Tech:	Welding

#### CONTAINER CAPACITY

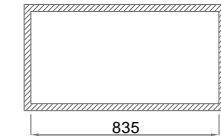
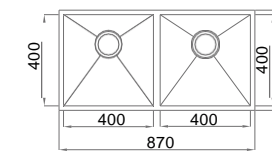
	20GP	40GP	40HQ
1PC/CTN	280	603	710

AVAILABLE ACCESSORIES ( see pages 43 )

- [1](#) [2](#) [3](#) [4](#) [5](#) [8](#) [10](#) [11](#) [12](#) [13](#) [14](#) [15](#) [16](#) [18](#)



Available for R10



### 4087F

Double bowl sink

Overall dimension: **870 x 440 x 200mm**  
Bowl dimension: **400 x 400 mm**

#### TECHNICAL DATA

Minimum cabinet:	<b>1000mm</b>
Thickness:	<b>1.0mm</b>
Tech:	Welding

#### CONTAINER CAPACITY

	20GP	40GP	40HQ
1PC/CTN	240	518	610

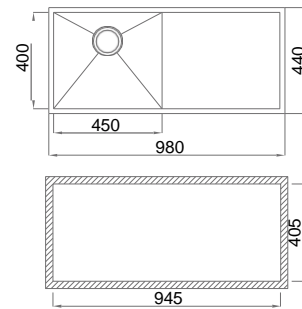
AVAILABLE ACCESSORIES ( see pages 43 )

- [1](#) [2](#) [3](#) [6](#) [7](#) [9](#) [10](#) [11](#) [12](#) [13](#) [14](#) [15](#) [16](#) [18](#)





Available for R10



### 4089F

Single bowl sink

Overall dimension: **980 x 440 x 225mm**  
 Bowl dimension: **450 x 400mm**

#### TECHNICAL DATA

Minimum cabinet: **600mm**  
 Thickness: **1.0mm**  
 Tech: Welding

#### CONTAINER CAPACITY

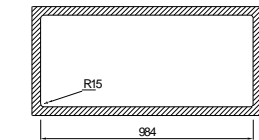
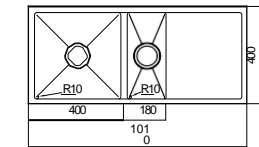
	20GP	40GP	40HQ
1PC/CTN	189	408	480

AVAILABLE ACCESSORIES ( see pages 43 )

- 1 2 3 4 5 8 10 11 12 13 14 15 16 17 18



Available for R10



### 4110F

Double bowl sink

Overall dimension: **1010 x 450 x 200mm**  
 Big bowl dimension: **400 x 400mm**  
 Small bowl dimension: **180 x 400mm**

#### TECHNICAL DATA

Minimum cabinet: **1100mm**  
 Thickness: **1.2mm**  
 Tech: Welding

#### CONTAINER CAPACITY

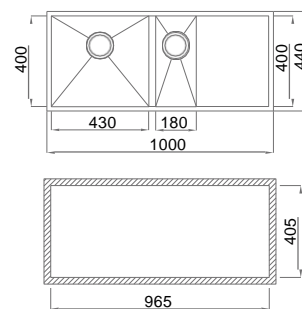
	20GP	40GP	40HQ
5PCS/CTN	154	322	368

AVAILABLE ACCESSORIES ( see pages 43 )

- 1 2 3 6 7 9 10 11 12 13 14 15 16 18



Available for R10



### 4090F

Double bowl sink

Overall dimension: **1000 x 440 x 200mm**  
 Big bowl dimension: **430 x 400mm**  
 Small bowl dimension: **180 x 400mm**

#### TECHNICAL DATA

Minimum cabinet: **800mm**  
 Thickness: **1.0mm**  
 Tech: Welding

#### CONTAINER CAPACITY

	20GP	40GP	40HQ
1PC/CTN	170	370	435

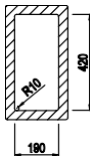
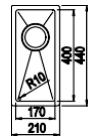
AVAILABLE ACCESSORIES ( see pages 43 )

- 1 2 3 6 7 9 10 11 12 13 14 15 16 18





Available for R0



### 4079F

Single bowl sink

Overall dimension: **210 x 440 x 185mm**  
Bowl dimension: **170 x 400 x 185mm**

#### TECHNICAL DATA

Minimum cabinet: **300mm**  
Thickness: **1.0mm**  
Tech: Welding


#### CONTAINER CAPACITY

	20GP	40GP	40HQ
1PC/CTN	881	1897	2236

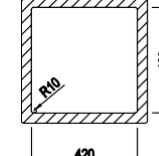
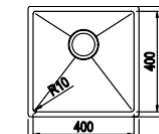
AVAILABLE ACCESSORIES ( see pages 43 )

[1](#) [2](#) [3](#) [4](#) [5](#) [8](#) [10](#) [11](#) [12](#) [13](#) [14](#) [15](#) [16](#) [18](#)

AVAILABLE SURFACE TREATMENT  
( PVD Color or PVD with Nano Finish)



Available for R0



### 4081F

Single bowl sink

Overall dimension: **440 x 440 x 185mm**  
Bowl dimension: **400 x 400 x 185mm**

#### TECHNICAL DATA

Minimum cabinet: **600mm**  
Thickness: **1.0mm**  
Tech: Welding


#### CONTAINER CAPACITY

	20GP	40GP	40HQ
1PC/CTN	472	1016	1197

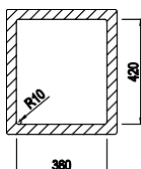
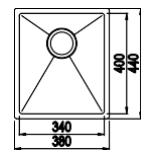
AVAILABLE ACCESSORIES ( see pages 43 )

[1](#) [2](#) [3](#) [4](#) [5](#) [8](#) [10](#) [11](#) [12](#) [13](#) [14](#) [15](#) [16](#) [18](#) [20](#)

AVAILABLE SURFACE TREATMENT  
( PVD Color or PVD with Nano Finish)



Available for R0



### 4080F

Single bowl sink

Overall dimension: **440 x 380 x 185mm**  
Bowl dimension: **400 x 340 x 185mm**

#### TECHNICAL DATA

Minimum cabinet: **600mm**  
Thickness: **1.0mm**  
Tech: Welding


#### CONTAINER CAPACITY

	20GP	40GP	40HQ
1PC/CTN	537	1156	1362

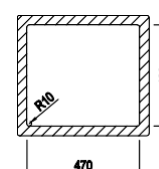
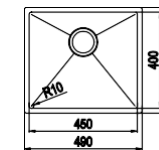
AVAILABLE ACCESSORIES ( see pages 43 )

[1](#) [2](#) [3](#) [4](#) [5](#) [8](#) [10](#) [11](#) [12](#) [13](#) [14](#) [15](#) [16](#) [18](#) [20](#)

AVAILABLE SURFACE TREATMENT  
( PVD Color or PVD with Nano Finish)



Available for R0



### 4218F

Single bowl sink

Overall dimension: **490 x 440 x 180mm**  
Bowl dimension: **450 x 400mm**

#### TECHNICAL DATA

Minimum cabinet: **600mm**  
Thickness: **1.0mm**  
Tech: Welding


#### CONTAINER CAPACITY

	20GP	40GP	40HQ
1PC/CTN	428	923	1087

AVAILABLE ACCESSORIES ( see pages 43 )

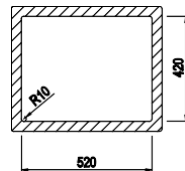
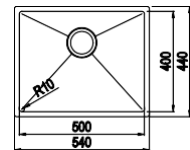
[1](#) [2](#) [3](#) [4](#) [5](#) [8](#) [10](#) [11](#) [12](#) [13](#) [14](#) [15](#) [16](#) [17](#) [18](#) [21](#)

AVAILABLE SURFACE TREATMENT  
( PVD Color or PVD with Nano Finish)





Available for R0



### 4076F

Single bowl sink

Overall dimension: **540 x 440 x 185mm**  
Bowl dimension: **500 x 400 x 185mm**

#### TECHNICAL DATA

Minimum cabinet:	<b>600mm</b>
Thickness:	<b>1.0 mm</b>
Tech:	Welding


#### CONTAINER CAPACITY

	20GP	40GP	40HQ
1PC/CTN	392	845	996

AVAILABLE ACCESSORIES ( see pages 43 )

**1 2 3 4 5 8 10 11 12 13 14 15 16 18 22**

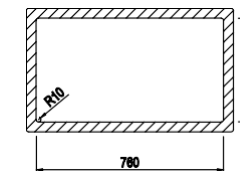
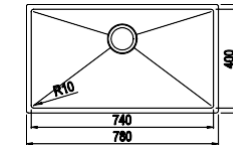
AVAILABLE SURFACE TREATMENT  
( PVD Color or PVD with Nano Finish)



Light Gold Gold Rose Gold Gun Metal



Available for R0



### 4083F

Single bowl sink

Overall dimension: **780 x 440 x 185mm**  
Bowl dimension: **740 x 400 x 185mm**

#### TECHNICAL DATA

Minimum cabinet:	<b>900mm</b>
Thickness:	<b>1.0mm</b>
Tech:	Welding


#### CONTAINER CAPACITY

	20GP	40GP	40HQ
1PC/CTN	280	602	710

AVAILABLE ACCESSORIES ( see pages 43 )

**1 2 3 4 5 8 10 11 12 13 14 15 16 18**

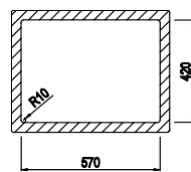
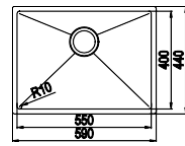
AVAILABLE SURFACE TREATMENT  
( PVD Color or PVD with Nano Finish)



Light Gold Gold Rose Gold Gun Metal



Available for R0



### 4219F

Single bowl sink

Overall dimension: **590 x 440 x 180mm**  
Bowl dimension: **550 x 400 x 180mm**

Minimum cabinet: **700mm**

Thickness: **1.0mm**

Tech: Welding

#### CONTAINER CAPACITY

	20GP	40GP	40HQ
1PC/CTN	362	780	919

AVAILABLE ACCESSORIES ( see pages 43 )

**1 2 3 4 5 6 7 9 10 11 12 13 14 15 16 18 23**

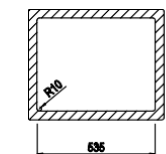
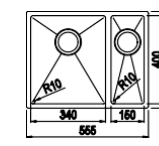
AVAILABLE SURFACE TREATMENT  
( PVD Color or PVD with Nano Finish)



Light Gold Gold Rose Gold Gun Metal



Available for R0



### 4077F

Double bowl sink

Overall dimension: **555 x 440 x 185mm**  
Big bowl dimension: **340 x 400 x 180mm**  
Small bowl dimension: **150 x 400 x 130mm**

#### TECHNICAL DATA

Minimum cabinet: **700mm**

Thickness: **1.0mm**

Tech: Welding


#### CONTAINER CAPACITY

	20GP	40GP	40HQ
1PC/CTN	383	824	971

AVAILABLE ACCESSORIES ( see pages 43 )

**1 2 3 6 7 9 10 11 12 13 14 15 16 18**

AVAILABLE SURFACE TREATMENT  
( PVD Color or PVD with Nano Finish)

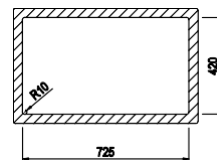
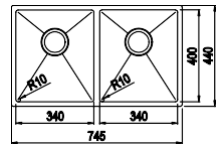


Light Gold Gold Rose Gold Gun Metal





Available for R0



### 4082F

Double bowl sink

Overall dimension: 745 x 440 x 185mm  
Bowl dimension: 340 x 400 x 185mm

#### TECHNICAL DATA

Minimum cabinet:	900mm
Thickness:	1.0mm
Tech:	Welding


#### CONTAINER CAPACITY

	20GP	40GP	40HQ
1PC/CTN	292	629	741

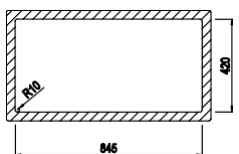
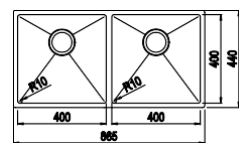
AVAILABLE ACCESSORIES (see pages 43)

1 2 3 6 7 9 10 11 12 13 14 15 16 18

AVAILABLE SURFACE TREATMENT  
(PVD Color or PVD with Nano Finish)



Available for R0



### 4220F

Double bowl sink

Overall dimension: 865 x 440 x 180mm  
Bowl dimension: 400 x 400mm

#### TECHNICAL DATA

Minimum cabinet:	1000mm
Thickness:	1.0mm
Tech:	Welding


#### CONTAINER CAPACITY

	20GP	40GP	40HQ
1PC/CTN	254	547	644

AVAILABLE ACCESSORIES (see pages 43)

1 2 3 6 7 9 10 11 12 13 14 15 16 18

AVAILABLE SURFACE TREATMENT  
(PVD Color or PVD with Nano Finish)



## KITCHEN ACCESSORIES

<p><b>1</b></p> <p><b>A1</b> Basket Waste</p>	<p><b>2</b></p> <p><b>A2A</b> Basket Waste</p>	<p><b>3</b></p> <p><b>C6D</b> Basket Waste</p>	<p><b>4</b></p> <p><b>5501P</b> Plastic Pipe</p>
<p><b>5</b></p> <p><b>5502P</b> Plastic Pipe</p>	<p><b>6</b></p> <p><b>5504P</b> Plastic Pipe</p>	<p><b>7</b></p> <p><b>5505P</b> Plastic Pipe</p>	<p><b>8</b></p> <p><b>5511P</b> Plastic Pipe</p>
<p><b>9</b></p> <p><b>5512P</b> Plastic Pipe</p>	<p><b>10</b></p> <p><b>PD18</b> Soap Dispenser</p>	<p><b>11</b></p> <p><b>PD19</b> Soap Dispenser</p>	<p><b>12</b></p> <p><b>P3305</b> Soap Dispenser</p>
<p><b>13</b></p> <p><b>Chopping board5309Q</b> Dim:435 x 230 x 20mm</p>	<p><b>14</b></p> <p><b>Chopping board400II</b> Dim:396 x 296 x 19mm</p>	<p><b>15</b></p> <p><b>S/S colander5040L</b> Dim:430 x 140 x 100mm</p>	<p><b>16</b></p> <p><b>S/S colander5014L</b> Dim:425 x 175 x 145mm</p>
<p><b>17</b></p> <p><b>S/S colander5103T</b> Dim:390 x 390 x 28mm</p>	<p><b>18</b></p> <p><b>Roll Matt</b></p>	<p><b>19</b></p> <p><b>Bottom Gride34</b> Dim:320 x 370 x 28mm</p>	<p><b>20</b></p> <p><b>Bottom Gride35</b> Dim:390 x 390 x 28mm</p>
			<p><b>21</b></p> <p><b>Bottom Gride19</b> Dim:410 x 390 x 28mm</p>
			<p><b>22</b></p> <p><b>Bottom Gride36</b> Dim:490 x 390 x 28mm</p>
			<p><b>23</b></p> <p><b>Bottom Gride16</b> Dim:510 x 390 x 28mm</p>

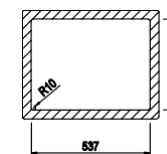
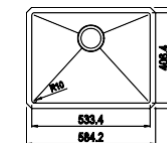


# AMERICAN STYLE HANDMADE SINK RANGE

American style handmade sink range ordinary



Available for R0



## 4122F

Single bowl sink

Overall dimension: 23" x 18" x 10"  
Bowl dimension: 21" x 16"



### TECHNICAL DATA

Minimum cabinet:	700mm
Thickness:	1.2/1.5mm
Tech:	Welding

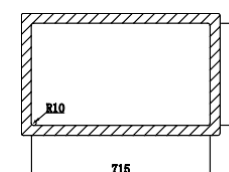
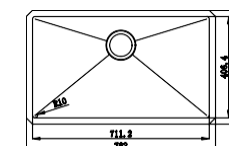
### CONTAINER CAPACITY

	20GP	40GP	40HQ
1PC/CTN	211	437	483

AVAILABLE ACCESSORIES ( see pages 58 )



Available for R0



## 4120F

Single bowl sink

Overall dimension: 30" x 18" x 10"  
Bowl dimension: 28" x 16"



### TECHNICAL DATA

Minimum cabinet:	900mm
Thickness:	1.5mm
Tech:	Welding

### CONTAINER CAPACITY

	20GP	40GP	40HQ
1PC/CTN	144	312	312

AVAILABLE ACCESSORIES ( see pages 58 )





American style handmade sink range ordinary

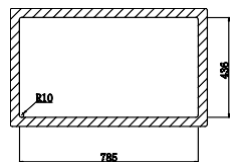
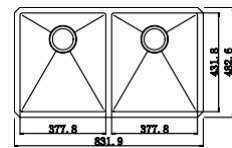
1000  
Base

Undermount

R10



Available for R0



### 4123F

Double bowl sink

Overall dimension: 33" x 19" x 10"  
Bowl dimension: 15" x 17"

#### TECHNICAL DATA

Minimum cabinet: **1000mm**  
Thickness: **1.5mm**  
Tech: Welding

#### CONTAINER CAPACITY

	20GP	40GP	40HQ
1PC/CTN	148	307	339

AVAILABLE ACCESSORIES (see pages 58)



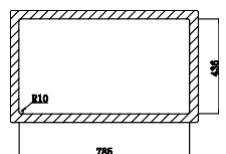
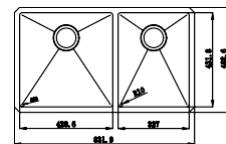
1000  
Base

Undermount

R10



Available for R0



### 4124F

Double bowl sink

Overall dimension: 33" x 19" x 10"  
Big bowl dimension: 17" x 17"  
Small bowl dimension: 13" x 17"

#### TECHNICAL DATA

Minimum cabinet: **1000mm**  
Thickness: **1.5mm**  
Tech: Welding

#### CONTAINER CAPACITY

	20GP	40GP	40HQ
1PC/CTN	148	307	339

AVAILABLE ACCESSORIES (see pages 58)





Available for R0

### 4238F

Single bowl sink

Overall dimension: 15" x 17" x 10"  
Bowl dimension: 12.5" x 11"

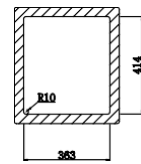
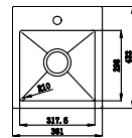
#### TECHNICAL DATA

Minimum cabinet: 500mm  
Thickness: 1.5mm  
Tech: Welding

#### CONTAINER CAPACITY

	20GP	40GP	40HQ
1PC/CTN	325	700	812

AVAILABLE ACCESSORIES ( see pages 58 )



Available for R0

### 4237F

Single bowl sink

Overall dimension: 25" x 22" x 10"  
Bowl dimension: 22.5" x 16"

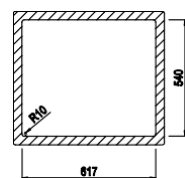
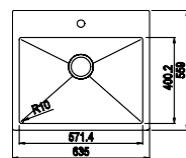
#### TECHNICAL DATA

Minimum cabinet: 700mm  
Thickness: 1.5mm  
Tech: Welding

#### CONTAINER CAPACITY

	20GP	40GP	40HQ
1PC/CTN	180	373	433

AVAILABLE ACCESSORIES ( see pages 58 )



Available for R0

### 4236F

Double bowl sink

Overall dimension: 33" x 22" x 10"  
Bowl dimension: 15" x 16"

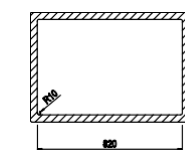
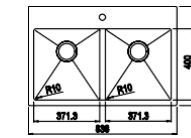
#### TECHNICAL DATA

Minimum cabinet: 900mm  
Thickness: 1.5mm  
Tech: Welding


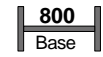
#### CONTAINER CAPACITY

	20GP	40GP	40HQ
1PC/CTN	135	280	325

AVAILABLE ACCESSORIES ( see pages 58 )







Available for R0

### 4234F

Single bowl sink

Overall dimension: 30" x 22" x 10"  
Bowl dimension: 26" x 17"

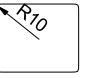
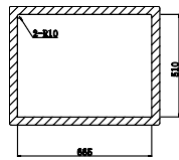
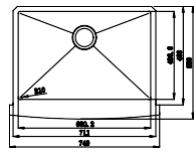
#### TECHNICAL DATA

Minimum cabinet: 800mm  
Thickness: 1.5mm  
Tech: Welding

#### CONTAINER CAPACITY

	20GP	40GP	40HQ
1PC/CTN	155	322	361

AVAILABLE ACCESSORIES ( see pages 58 )



Available for R0

### 4127F

Double bowl sink

Overall dimension: 33" x 21" x 10"  
Big bowl dimension: 16" x 16"  
Small bowl dimension: 12" x 16"

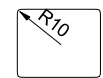

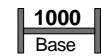
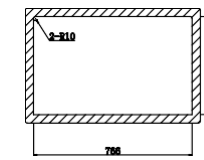
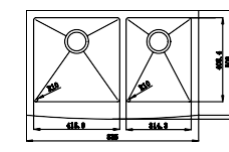
#### TECHNICAL DATA

Minimum cabinet: 1000mm  
Thickness: 1.5mm  
Tech: Welding

#### CONTAINER CAPACITY

	20GP	40GP	40HQ
1PC/CTN	116	241	266

AVAILABLE ACCESSORIES ( see pages 58 )



Available for R0

### 4126F

Double bowl sink

Overall dimension: 33" x 21" x 10"  
Bowl dimension: 14" x 16"

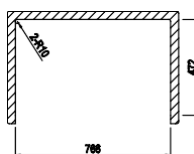
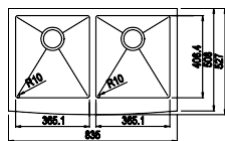
#### TECHNICAL DATA

Minimum cabinet: 1000mm  
Thickness: 1.5mm  
Tech: Welding

#### CONTAINER CAPACITY

	20GP	40GP	40HQ
1PC/CTN	116	241	266

AVAILABLE ACCESSORIES ( see pages 58 )



Available for R0

### 4131F

Single bowl sink

Overall dimension: 33" x 21" x 10"  
Bowl dimension: 30" x 16"

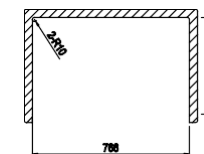
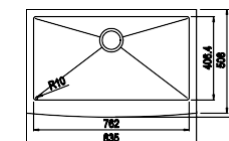
#### TECHNICAL DATA

Minimum cabinet: 900mm  
Thickness: 1.5mm  
Tech: Welding

#### CONTAINER CAPACITY

	20GP	40GP	40HQ
1PC/CTN	144	312	312

AVAILABLE ACCESSORIES ( see pages 58 )





Available for R10

### 4303F

Single bowl sink

Overall dimension: 27" x 19" x 10"  
Bowl dimension: 25" x 16"

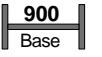
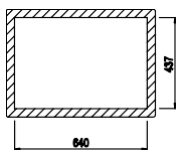
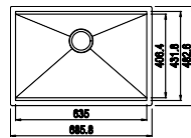
#### TECHNICAL DATA

Minimum cabinet: 800mm  
Thickness: 1.2mm  
Tech: Welding

#### CONTAINER CAPACITY

	20GP	40GP	40HQ
1PC/CTN	190	395	435

AVAILABLE ACCESSORIES ( see pages 58 )



Available for R10

### 4305F

Single bowl sink

Overall dimension: 32" x 19" x 10"  
Bowl dimension: 30" x 16"

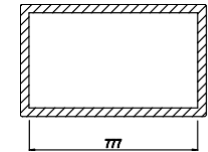
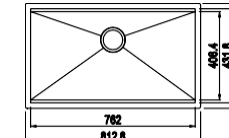
#### TECHNICAL DATA

Minimum cabinet: 900mm  
Thickness: 1.2mm  
Tech: Welding

#### CONTAINER CAPACITY

	20GP	40GP	40HQ
1PC/CTN	162	337	372

AVAILABLE ACCESSORIES ( see pages 58 )



Available for R10

### 4304F

Single bowl sink

Overall dimension: 30" x 19" x 10"  
Bowl dimension: 28" x 16"


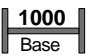
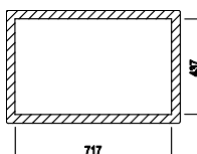
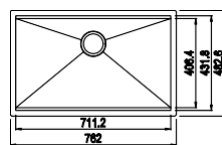
#### TECHNICAL DATA

Minimum cabinet: 900mm  
Thickness: 1.2mm  
Tech: Welding

#### CONTAINER CAPACITY

	20GP	40GP	40HQ
1PC/CTN	173	359	396

AVAILABLE ACCESSORIES ( see pages 58 )



Available for R10

### 4306F

Double bowl sink

Overall dimension: 33" x 19" x 10"  
Bowl dimension: 15" x 16"

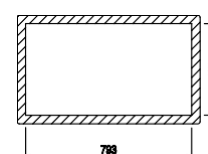
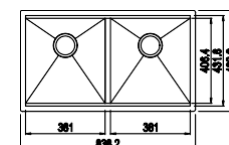
#### TECHNICAL DATA

Minimum cabinet: 1000mm  
Thickness: 1.2mm  
Tech: Welding

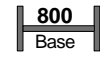
#### CONTAINER CAPACITY

	20GP	40GP	40HQ
1PC/CTN	158	328	362

AVAILABLE ACCESSORIES ( see pages 58 )







Available for R10

### 4307F

Single bowl sink

Overall dimension: 27" x 22" x 10"  
Bowl dimension: 24.5" x 16"

#### TECHNICAL DATA

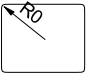
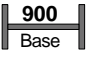
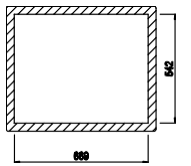
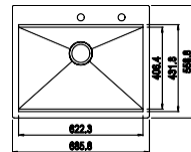
Minimum cabinet: 800mm  
Thickness: 1.2mm  
Tech: Welding

#### CONTAINER CAPACITY

	20GP	40GP	40HQ
1PC/CTN	168	348	384

AVAILABLE ACCESSORIES ( see pages 58 )

- 1 2 3 4 5 7 11



Available for R10

### 4309F

Single bowl sink

Overall dimension: 32" x 22" x 10"  
Bowl dimension: 29.5" x 16"

#### TECHNICAL DATA


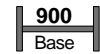
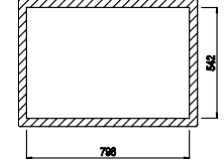
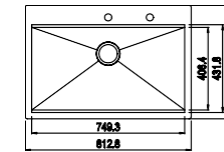
Minimum cabinet: 900mm  
Thickness: 1.2mm  
Tech: Welding

#### CONTAINER CAPACITY

	20GP	40GP	40HQ
1PC/CTN	143	297	328

AVAILABLE ACCESSORIES ( see pages 58 )

- 1 2 3 4 5 9 11



Available for R10

### 4308F

Single bowl sink

Overall dimension: 30" x 22" x 10"  
Bowl dimension: 27.5" x 16"

#### TECHNICAL DATA

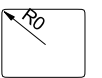
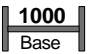
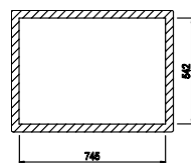
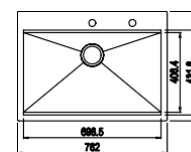
Minimum cabinet: 900mm  
Thickness: 1.2mm  
Tech: Welding

#### CONTAINER CAPACITY

	20GP	40GP	40HQ
1PC/CTN	153	317	350

AVAILABLE ACCESSORIES ( see pages 58 )

- 1 2 3 4 5 8 11



Available for R10

### 4310F

Double bowl sink

Overall dimension: 33" x 22" x 10"  
Bowl dimension: 14.6" x 16"

#### TECHNICAL DATA

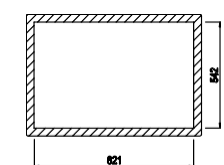
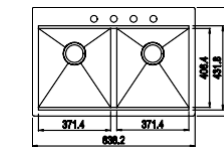
Minimum cabinet: 1000mm  
Thickness: 1.2mm  
Tech: Welding

#### CONTAINER CAPACITY

	20GP	40GP	40HQ
1PC/CTN	139	289	319

AVAILABLE ACCESSORIES ( see pages 58 )

- 1 2 3 4 5 6 11





Available for R10

### 4311F

Single bowl sink

Overall dimension: 30" x 22" x 10"  
Bowl dimension: 27" x 16"

#### TECHNICAL DATA



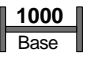
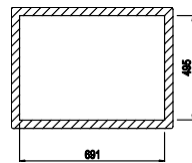
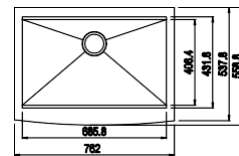
Minimum cabinet: 900mm  
Thickness: 1.2mm  
Tech: Welding

#### CONTAINER CAPACITY

1PC/CTN	20GP	40GP	40HQ
	153	317	350

AVAILABLE ACCESSORIES ( see pages 58 )

- 1 2 3 4 5 8 11



Available for R10

### 4313F

Single bowl sink

Overall dimension: 33" x 22" x 10"  
Bowl dimension: 33" x 16"

#### TECHNICAL DATA

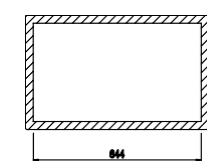
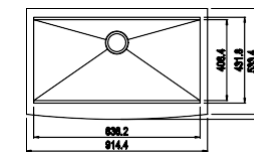
Minimum cabinet: 1000mm  
Thickness: 1.2mm  
Tech: Welding

#### CONTAINER CAPACITY

1PC/CTN	20GP	40GP	40HQ
	129	267	295

AVAILABLE ACCESSORIES ( see pages 58 )

- 1 2 3 4 5 10 11



Available for R10

### 4312F

Single bowl sink

Overall dimension: 33" x 22" x 10"  
Bowl dimension: 30" x 16"

#### TECHNICAL DATA

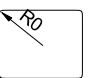

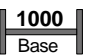
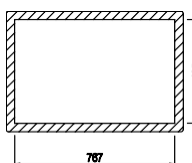
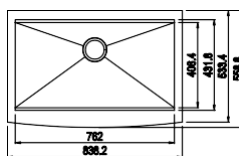
Minimum cabinet: 1000mm  
Thickness: 1.2mm  
Tech: Welding

#### CONTAINER CAPACITY

1PC/CTN	20GP	40GP	40HQ
	139	289	319

AVAILABLE ACCESSORIES ( see pages 58 )

- 1 2 3 4 5 9 11



Available for R10

### 4314F

Double bowl sink

Overall dimension: 33" x 22" x 10"  
Bowl dimension: 14.5" x 16"

#### TECHNICAL DATA

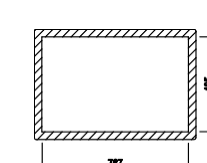
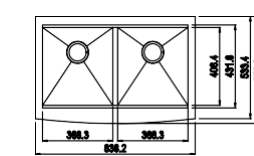
Minimum cabinet: 1000mm  
Thickness: 1.2mm  
Tech: Welding

#### CONTAINER CAPACITY

1PC/CTN	20GP	40GP	40HQ
	139	289	319

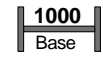
AVAILABLE ACCESSORIES ( see pages 58 )

- 1 2 3 4 5 6 11





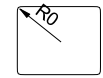
American style handmade sink range workstation



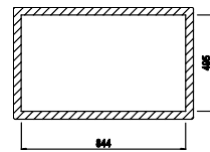
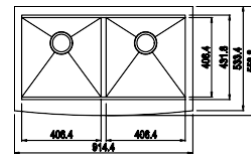
1000  
Base



Topmount



Available for R10



### 4315F

Double bowl sink

Overall dimension: 36" x 22" x 10"  
Bowl dimension: 16" x 16"

#### TECHNICAL DATA

Minimum cabinet: 1000mm  
Thickness: 1.2mm  
Tech: Welding

#### CONTAINER CAPACITY

	20GP	40GP	40HQ
1PC/CTN	129	267	295

AVAILABLE ACCESSORIES (see pages 58)

1 2 3 4 5 6 11



#### KITCHEN ACCESSORIES



1  
A1  
Basket Waste



2  
C6D  
Basket Waste



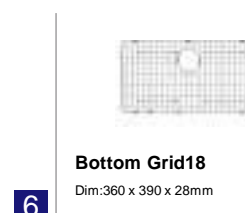
3  
Chopping board MCB83  
Dim: 426 x 300 x 20mm



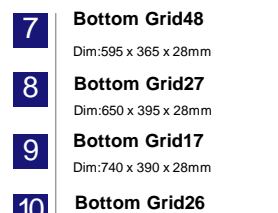
4  
S/S colander 5008L  
Dim: 426 x 231 x 90mm



5  
Roll Matt



6  
Bottom Grid 18  
Dim: 360 x 390 x 28mm



7  
Bottom Grid 48  
Dim: 595 x 365 x 28mm



8  
Bottom Grid 27  
Dim: 650 x 395 x 28mm




9  
Bottom Grid 17  
Dim: 740 x 390 x 28mm



10  
Bottom Grid 26  
Dim: 825 x 395 x 28mm



11  
Towel





## UNDERMOUNT BOWL RANGE





### 1135A

Single bowl sink

Overall dimension: **440 x 440 x 200mm**  
Bowl dimension: **400 x 400mm**

#### TECHNICAL DATA

Minimum cabinet:	<b>600mm</b>
Thickness:	<b>1.0mm</b>
Tech:	Monoblock

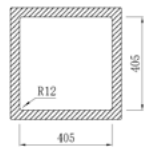
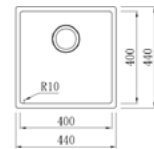

#### CONTAINER CAPACITY

	20GP	40GP	40HQ
1PC/CTN	426	917	1081

AVAILABLE ACCESSORIES ( see pages 80-81 )

[1](#) [2](#) [3](#) [4](#) [5](#) [6](#) [9](#) [11](#) [12](#) [13](#) [16](#) [17](#) [18](#) [22](#) [23](#)

AVAILABLE SURFACE TREATMENT  
(PVD Color or PVD with Nano Finish)



### 1136A

Single bowl sink

Overall dimension: **540 x 440 x 200mm**  
Bowl dimension: **500 x 400mm**

#### TECHNICAL DATA

Minimum cabinet:	<b>600mm</b>
Thickness:	<b>1.0mm</b>
Tech:	Monoblock

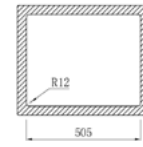
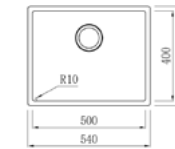

#### CONTAINER CAPACITY

	20GP	40GP	40HQ
1PC/CTN	368	792	934

AVAILABLE ACCESSORIES ( see pages 80-81 )

[1](#) [2](#) [3](#) [4](#) [5](#) [6](#) [9](#) [11](#) [12](#) [13](#) [16](#) [17](#) [18](#) [22](#) [23](#)

AVAILABLE SURFACE TREATMENT  
(PVD Color or PVD with Nano Finish)



### 1086A

Single bowl sink

Overall dimension: **490 x 440 x 200mm**  
Bowl dimension: **450 x 400mm**

#### TECHNICAL DATA

Minimum cabinet:	<b>500mm</b>
Thickness:	<b>1.0mm</b>
Tech:	Monoblock

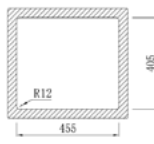
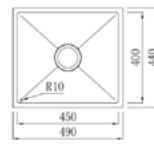

#### CONTAINER CAPACITY

	20GP	40GP	40HQ
1PC/CTN	442	952	1122

AVAILABLE ACCESSORIES ( see pages 80-81 )

[1](#) [2](#) [3](#) [4](#) [5](#) [6](#) [9](#) [11](#) [12](#) [13](#) [16](#) [17](#) [18](#) [22](#) [23](#)  
[25](#) [28](#)

AVAILABLE SURFACE TREATMENT  
(PVD Color or PVD with Nano Finish)



### 1207A

Single bowl sink

Overall dimension: **760 x 420 x 210mm**  
Bowl dimension: **720 x 380mm**

#### TECHNICAL DATA

Minimum cabinet:	<b>900mm</b>
Thickness:	<b>1.0mm</b>
Tech:	Monoblock

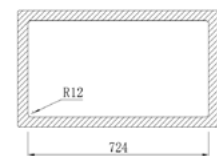
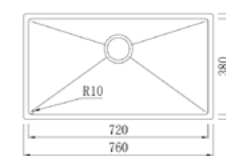

#### CONTAINER CAPACITY

	20GP	40GP	40HQ
1PC/CTN	223	429	584

AVAILABLE ACCESSORIES ( see pages 80-81 )

[4](#) [32](#)

AVAILABLE SURFACE TREATMENT  
(PVD Color or PVD with Nano Finish)



Undermount bowl range R10 bowl pressed



### 2087A

Double bowl sink

Overall dimension: **750 x 440 x 200mm**  
Bowl dimension: **340 x 400 mm**

#### TECHNICAL DATA

Minimum cabinet: **800mm**  
Thickness: **1.0mm**  
Tech: Welding

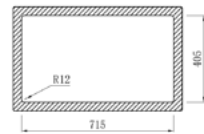
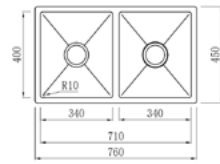

#### CONTAINER CAPACITY

	20GP	40GP	40HQ
1PC/CTN	271	584	688

AVAILABLE ACCESSORIES ( see pages 80-81 )

[1](#) [2](#) [3](#) [4](#) [7](#) [8](#) [10](#) [11](#) [12](#) [13](#) [16](#) [17](#) [18](#) [22](#) [23](#) [26](#)

AVAILABLE SURFACE TREATMENT  
(PVD Color or PVD with Nano Finish)



Undermount bowl range R10 bowl pressed



### 2088A

Double bowl sink

Overall dimension: **870 x 490 x 200mm**  
Bowl dimension: **400 x 450mm**

#### TECHNICAL DATA

Minimum cabinet: **1000mm**  
Thickness: **1.0mm**  
Tech: Welding

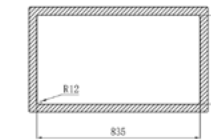
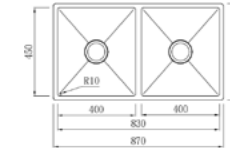

#### CONTAINER CAPACITY

	20GP	40GP	40HQ
1PC/CTN	256	552	651

AVAILABLE ACCESSORIES ( see pages 80-81 )

[1](#) [2](#) [3](#) [4](#) [7](#) [8](#) [10](#) [11](#) [12](#) [13](#) [16](#) [17](#) [18](#) [22](#) [23](#) [25](#) [28](#)

AVAILABLE SURFACE TREATMENT  
(PVD Color or PVD with Nano Finish)



### 2107A

Double bowl sink

Overall dimension: **870 x 450 x 200mm**  
Big bowl dimension: **450 x 400mm**  
Small bowl dimension: **340 x 400mm**

#### TECHNICAL DATA

Minimum cabinet: **1000mm**  
Thickness: **1.0mm**  
Tech: Welding

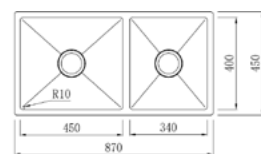

#### CONTAINER CAPACITY

	20GP	40GP	40HQ
1PC/CTN	209	451	531

AVAILABLE ACCESSORIES ( see pages 80-81 )

[1](#) [2](#) [3](#) [4](#) [7](#) [8](#) [10](#) [11](#) [12](#) [13](#) [16](#) [17](#) [18](#) [22](#) [23](#) [26](#) [28](#)

AVAILABLE SURFACE TREATMENT  
(PVD Color or PVD with Nano Finish)



### 2133A

Double bowl sink

Overall dimension: **970 x 440 x 220mm**  
Big Bowl dimension: **450 x 400mm**  
Small Bowl dimension: **450 x 400mm**

#### TECHNICAL DATA

Minimum cabinet: **1000mm**  
Thickness: **1.0mm**  
Tech: Welding

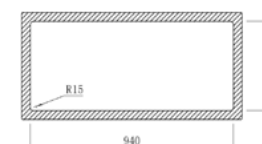
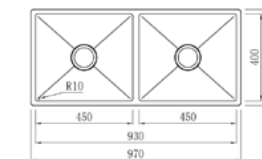

#### CONTAINER CAPACITY

	20GP	40GP	40HQ
1PC/CTN	194	418	493

AVAILABLE ACCESSORIES ( see pages 80-81 )

[1](#) [2](#) [3](#) [4](#) [7](#) [8](#) [10](#) [11](#) [12](#) [13](#) [16](#) [17](#) [18](#) [22](#) [23](#) [25](#) [28](#)

AVAILABLE SURFACE TREATMENT  
(PVD Color or PVD with Nano Finish)







### 1106A

Single bowl sink

Overall dimension: **200 x 340 x 120mm**  
Bowl dimension: **180 x 300mm**

#### TECHNICAL DATA

Minimum cabinet:	<b>450mm</b>
Thickness:	<b>0.9mm</b>
Tech:	Monoblock

#### CONTAINER CAPACITY

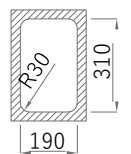
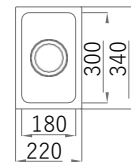

	20GP	40GP	40HQ
1PC/CTN	2483	5348	6303
5PC/CTN	6320	13612	16043

AVAILABLE ACCESSORIES (see pages 80-81)



#### AVAILABLE SURFACE TREATMENT

(PVD Color or PVD with Nano Finish)



### 1091A

Single bowl sink

Overall dimension: **490 x 440 x 200mm**  
Bowl dimension: **450 x 400mm**

#### TECHNICAL DATA

Minimum cabinet:	<b>500mm</b>
Thickness:	<b>0.9mm</b>
Tech:	Monoblock

#### CONTAINER CAPACITY

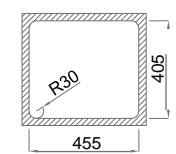
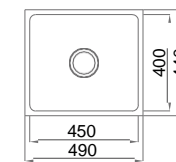

	20GP	40GP	40HQ
1PC/CTN	426	917	1081
5PC/CTN	1110	2395	2820
PALLET	1243	2678	3305

AVAILABLE ACCESSORIES (see pages 80-81)



#### AVAILABLE SURFACE TREATMENT

(PVD Color or PVD with Nano Finish)



### 1080A

Single bowl sink

Overall dimension: **390 x 440 x 200mm**  
Bowl dimension: **350 x 400mm**

#### TECHNICAL DATA

Minimum cabinet:	<b>450mm</b>
Thickness:	<b>1.0mm</b>
Tech:	Monoblock

#### CONTAINER CAPACITY

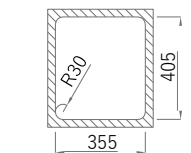
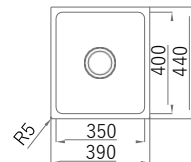

	20GP	40GP	40HQ
1PC/CTN	525	1130	1332
5PC/CTN	1325	2850	3360
PALLET	1534	3304	3972

AVAILABLE ACCESSORIES (see pages 80-81)



#### AVAILABLE SURFACE TREATMENT

(PVD Color or PVD with Nano Finish)



### 1150A

Single bowl sink

Overall dimension: **760 x 440 x 220mm**  
Big bowl dimension: **720 x 400mm**

#### TECHNICAL DATA

Minimum cabinet:	<b>900mm</b>
Thickness:	<b>1.0mm</b>
Tech:	Monoblock

#### CONTAINER CAPACITY

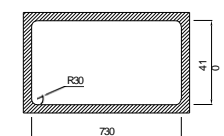
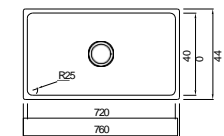

	20GP	40GP	40HQ
1PC/CTN	253	535	629
5PC/CTN	622	1339	1578
PALLET	903	1944	2292

AVAILABLE ACCESSORIES (see pages 80-81)



#### AVAILABLE SURFACE TREATMENT

(PVD Color or PVD with Nano Finish)



Undermount bowl range R25 bowl pressed



### 2112A

Double bowl sink

Overall dimension: **600 x 440 x 200mm**  
 Big bowl dimension: **350 x 400mm**  
 Small bowl dimension: **180 x 300mm**

#### TECHNICAL DATA

Minimum cabinet: **700mm**  
 Thickness: **1.0mm**  
 Tech: Welding

#### CONTAINER CAPACITY

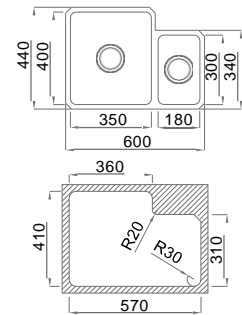

	20GP	40GP	40HQ
1PC/CTN	385	829	977

AVAILABLE ACCESSORIES ( see pages 80-81 )

1 2 3 4 7 8 10 11 12 13 16 17 18 22 23 27 31

#### AVAILABLE SURFACE TREATMENT

(PVD Color or PVD with Nano Finish)



Undermount bowl range R25 bowl pressed



### 2130A

Single bowl sink

Overall dimension: **670 x 440 x 200mm**  
 Bowl dimension: **350 x 400mm**  
 Small bowl dimension: **250 x 400mm**

#### TECHNICAL DATA

Minimum cabinet: **800mm**  
 Thickness: **0.9mm**  
 Tech: Welding

#### CONTAINER CAPACITY

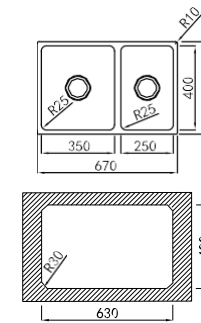

	20GP	40GP	40HQ
1PC/CTN	426	868	1010

AVAILABLE ACCESSORIES ( see pages 80-81 )

1 2 3 4 7 8 10 11 12 13 16 17 18 22 23 27 31

#### AVAILABLE SURFACE TREATMENT

(PVD Color or PVD with Nano Finish)



### 2114A

Double bowl sink

Overall dimension: **670 x 440 x 200mm**  
 Big bowl dimension: **350 x 400mm**  
 Small bowl dimension: **250 x 350mm**

#### TECHNICAL DATA

Minimum cabinet: **800mm**  
 Thickness: **1.0mm**  
 Tech: Welding

#### CONTAINER CAPACITY

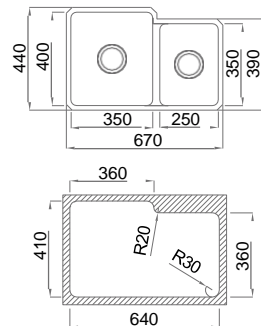

	20GP	40GP	40HQ
1PC/CTN	318	685	807

AVAILABLE ACCESSORIES ( see pages 80-81 )

1 2 3 4 7 8 10 11 12 13 27 31

#### AVAILABLE SURFACE TREATMENT

(PVD Color or PVD with Nano Finish)



### 2113A

Double bowl sink

Overall dimension: **770 x 440 x 200mm**  
 Bowl dimension: **350 x 400mm**

#### TECHNICAL DATA

Minimum cabinet: **900mm**  
 Thickness: **1.0mm**  
 Tech: Welding

#### CONTAINER CAPACITY

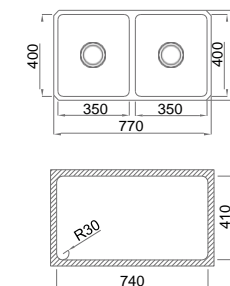

	20GP	40GP	40HQ
1PC/CTN	325	700	825

AVAILABLE ACCESSORIES ( see pages 80-81 )

1 2 3 4 7 8 10 11 12 13 16 17 18 22 23 27 31

#### AVAILABLE SURFACE TREATMENT

(PVD Color or PVD with Nano Finish)





Undermount bowl range big radius bowl pressed



### 1115A

Single bowl sink

Overall dimension: **178 x 316 x 120**mm  
Bowl dimension: **156 x 294**mm

TECHNICAL DATA	
Minimum cabinet:	<b>400</b> mm
Thickness:	<b>0.8</b> mm
Tech:	Monoblock

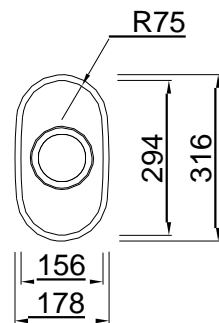

CONTAINER CAPACITY

	20GP	40GP	40HQ
10PCS/CTN	4500	9500	11000

AVAILABLE ACCESSORIES ( see pages 80-81 )

- [1](#) [2](#) [3](#) [4](#) [5](#) [6](#) [9](#) [11](#) [12](#) [13](#)

AVAILABLE SURFACE TREATMENT  
(PVD Color or PVD with Nano Finish)



Undermount bowl range big radius bowl pressed



### 1025A

Single bowl sink

Overall dimension: **370 x 330 x 180**mm  
Bowl dimension: **340 x 300 x 170**mm

TECHNICAL DATA	
Minimum cabinet:	<b>500</b> mm
Thickness:	<b>0.8</b> mm
Tech:	Monoblock

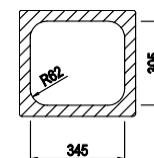
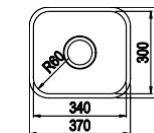

CONTAINER CAPACITY

	20GP	40GP	40HQ
1PC/CTN	380	820	620
5PC/CTN	1500	3100	3700
PALLET	2304	4680	5460

AVAILABLE ACCESSORIES ( see pages 80-81 )

- [1](#) [2](#) [3](#) [4](#) [5](#) [6](#) [9](#) [11](#) [12](#) [13](#) [14](#)

AVAILABLE SURFACE TREATMENT  
(PVD Color or PVD with Nano Finish)



### 1154A

Single bowl sink

Overall dimension: **180 x 305 x 120**mm  
Bowl dimension: **160 x 285**mm

TECHNICAL DATA	
Minimum cabinet:	<b>400</b> mm
Thickness:	<b>0.8</b> mm
Tech:	Monoblock

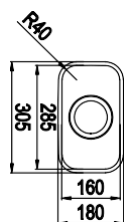

CONTAINER CAPACITY

	20GP	40GP	40HQ
1PCS/CTN	700	1508	1777

AVAILABLE ACCESSORIES ( see pages 80-81 )

- [1](#) [2](#) [3](#) [4](#) [5](#) [6](#) [9](#) [11](#) [12](#) [13](#)

AVAILABLE SURFACE TREATMENT  
(PVD Color or PVD with Nano Finish)



### 1078A

Single bowl sink

Overall dimension: **380 x 440 x 190**mm  
Bowl dimension: **340 x 400**mm

TECHNICAL DATA	
Minimum cabinet:	<b>450</b> mm
Thickness:	<b>0.8</b> mm
Tech:	Monoblock

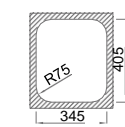
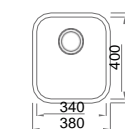

CONTAINER CAPACITY

	20GP	40GP	40HQ
1PC/CTN	628	1352	1593
5PC/CTN	1625	3500	4125
PALLET	1941	4181	5041

AVAILABLE ACCESSORIES ( see pages 80-81 )

- [1](#) [2](#) [3](#) [4](#) [5](#) [6](#) [9](#) [11](#) [12](#) [13](#) [16](#) [17](#) [18](#) [22](#) [23](#) [26](#)

AVAILABLE SURFACE TREATMENT  
(PVD Color or PVD with Nano Finish)



Undermount bowl range big radius bowl pressed



### 1008A

Single bowl sink

Overall dimension: **420 x 370 x 180mm**  
Bowl dimension: **380 x 330mm**

#### TECHNICAL DATA

Minimum cabinet:	<b>500mm</b>
Thickness:	<b>0.8mm</b>
Tech:	Monoblock

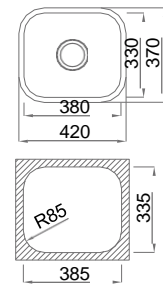

#### CONTAINER CAPACITY

	20GP	40GP	40HQ
1PC/CTN	614	1324	1560
5PC/CTN	1585	3414	4117
PALLET	1660	3570	4210

AVAILABLE ACCESSORIES ( see pages 80-81 )

[1](#) [2](#) [3](#) [4](#) [5](#) [6](#) [9](#) [11](#) [12](#) [13](#) [16](#) [29](#)

AVAILABLE SURFACE TREATMENT  
(PVD Color or PVD with Nano Finish)



Undermount bowl range big radius bowl pressed



### 1140A

Undermount Sink

Overall dimension: **445x415x180mm**  
Bowl dimension: **440x370mm**

#### TECHNICAL DATA

Minimum cabinet:	<b>500mm</b>
Thickness:	<b>0.8mm</b>
Tech:	Monoblock

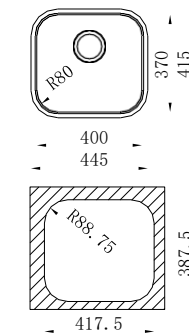

#### CONTAINER CAPACITY

	20GP	40GP	40HQ
1PC/CTN	634	1392	1641
5PC/CTN	1519	3271	3866
PALLET	1825	3941	4750

AVAILABLE ACCESSORIES ( see pages 80-81 )

[1](#) [2](#) [3](#) [4](#) [5](#) [6](#) [9](#) [11](#) [12](#) [13](#) [16](#) [17](#) [18](#) [22](#) [23](#)

AVAILABLE SURFACE TREATMENT  
(PVD Color or PVD with Nano Finish)



### 1023A

Single bowl sink

Overall dimension: **440 x 390 x 180mm**  
Bowl dimension: **410 x 355mm**

#### TECHNICAL DATA

Minimum cabinet:	<b>500mm</b>
Thickness:	<b>0.8mm</b>
Tech:	Monoblock

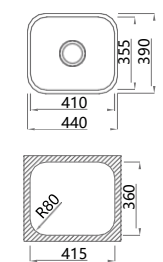

#### CONTAINER CAPACITY

	20GP	40GP	40HQ
1PC/CTN	652	1404	1654
5PC/CTN	1525	3285	3875
PALLET	1838	3959	4773

AVAILABLE ACCESSORIES ( see pages 80-81 )

[1](#) [2](#) [3](#) [4](#) [5](#) [6](#) [9](#) [11](#) [12](#) [13](#) [15](#) [24](#) [30](#)

AVAILABLE SURFACE TREATMENT  
(PVD Color or PVD with Nano Finish)



### 1076A

Single bowl sink

Overall dimension: **446 x 446 x 180mm**  
Bowl dimension: **406 x 406mm**

#### TECHNICAL DATA

Minimum cabinet:	<b>500mm</b>
Thickness:	<b>0.8mm</b>
Tech:	Monoblock

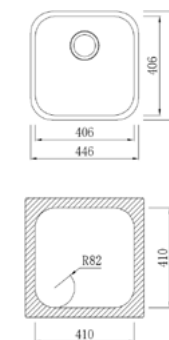

#### CONTAINER CAPACITY

	20GP	40GP	40HQ
1PC/CTN	440	955	1125
5PC/CTN	1100	2350	2810
PALLET	1918	4310	4867

AVAILABLE ACCESSORIES ( see pages 80-81 )

[1](#) [2](#) [3](#) [4](#) [5](#) [6](#) [9](#) [11](#) [12](#) [13](#)

AVAILABLE SURFACE TREATMENT  
(PVD Color or PVD with Nano Finish)





Undermount bowl range big radius bowl pressed



### 1026A

Single bowl sink

Overall dimension: **480 X 430 X 180mm**  
Bowl dimension: **450 X 400mm**

**TECHNICAL DATA**

Minimum cabinet: **600mm**  
Thickness: **0.8mm**  
Tech: **Monoblock**

**CONTAINER CAPACITY**

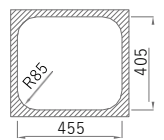
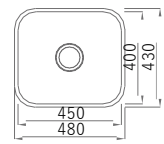

	20GP	40GP	40HQ
1PC/CTN	354	762	899
5PC/CTN	920	1975	2330
PALLET	1540	3300	3950

AVAILABLE ACCESSORIES ( see pages 80-81 )

[1](#) [2](#) [3](#) [4](#) [5](#) [6](#) [9](#) [11](#) [12](#) [13](#) [16](#) [17](#) [18](#) [22](#) [23](#)

[25](#) [28](#)

AVAILABLE SURFACE TREATMENT  
(PVD Color or PVD with Nano Finish)



Undermount bowl range big radius bowl pressed



### 0001A

Single bowl sink

Overall dimension: **575 x 425 x 203mm**  
Bowl dimension: **535 x 385mm**

**TECHNICAL DATA**

Minimum cabinet: **700mm**  
Thickness: **0.8mm**  
Tech: **Monoblock**

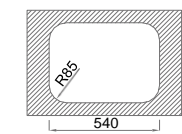
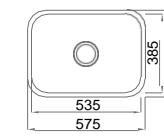

**CONTAINER CAPACITY**

	20GP	40GP	40HQ
1PC/CTN	374	806	950
5PC/CTN	1135	2445	2885
PALLET	1564	3368	4061

AVAILABLE ACCESSORIES ( see pages 80-81 )

[1](#) [2](#) [3](#) [4](#) [5](#) [6](#) [9](#) [11](#) [12](#) [13](#)

AVAILABLE SURFACE TREATMENT  
(PVD Color or PVD with Nano Finish)



### 1137A

Single bowl sink

Overall dimension: **533 X 433 X 200mm**  
Bowl dimension: **500 X 400mm**

**TECHNICAL DATA**

Minimum cabinet: **600mm**  
Thickness: **0.8mm**  
Tech: **Monoblock**

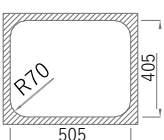
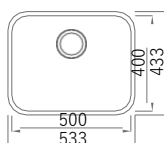

**CONTAINER CAPACITY**

	20GP	40GP	40HQ
1PC/CTN	397	854	1007
5PC/CTN	1190	2570	3020
PALLET	1399	3013	2633

AVAILABLE ACCESSORIES ( see pages 80-81 )

[1](#) [2](#) [3](#) [4](#) [5](#) [6](#) [9](#) [11](#) [12](#) [13](#) [16](#) [17](#) [18](#) [22](#) [23](#)

AVAILABLE SURFACE TREATMENT  
(PVD Color or PVD with Nano Finish)



### 1030A

Single bowl sink

Overall dimension: **582 x 532 x 240mm**  
Bowl dimension: **553 x 503mm**

**TECHNICAL DATA**

Minimum cabinet: **700mm**  
Thickness: **0.8mm**  
Tech: **Monoblock**

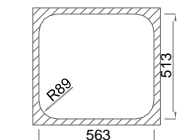
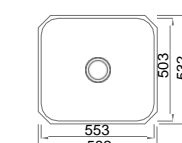

**CONTAINER CAPACITY**

	20GP	40GP	40HQ
1PC/CTN	255	549	647
5PC/CTN	770	1660	1955
PALLET	884	1903	2297

AVAILABLE ACCESSORIES ( see pages 80-81 )

[1](#) [2](#) [3](#) [4](#) [5](#) [6](#) [9](#) [11](#) [12](#) [13](#)

AVAILABLE SURFACE TREATMENT  
(PVD Color or PVD with Nano Finish)



Undermount bowl range big radius bowl pressed



### 1019A

Single bowl sink

Overall dimension: **800 x 450 x 240mm**  
Bowl dimension: **760 x 410mm**

#### TECHNICAL DATA

Minimum cabinet: **900mm**  
Thickness: **0.9mm**  
Tech: Monoblock

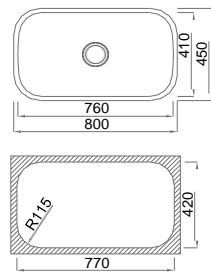

#### CONTAINER CAPACITY

	20GP	40GP	40HQ
1PC/CTN	230	495	583
5PC/CTN	690	1480	1745
PALLET	766	1649	1991

AVAILABLE ACCESSORIES ( see pages 80-81 )

[1](#) [2](#) [3](#) [4](#) [5](#) [6](#) [9](#) [11](#) [12](#) [13](#)

AVAILABLE SURFACE TREATMENT  
(PVD Color or PVD with Nano Finish)



Undermount bowl range big radius bowl pressed



### 2139A

Double bowl sink

Overall dimension: **590x465x180mm**  
Big bowl dimension: **350 x 415mm**  
Small bowl dimension: **160 x 285mm**

#### TECHNICAL DATA

Minimum cabinet: **700mm**  
Thickness: **0.8mm**  
Tech: Welding

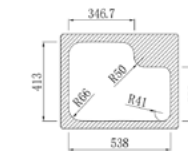
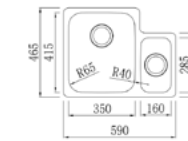

#### CONTAINER CAPACITY

	20GP	40GP	40HQ
5PC/CTN	842	1815	2139
PALLET	936	2080	2160

AVAILABLE ACCESSORIES ( see pages 80-81 )

[1](#) [2](#) [3](#) [4](#) [7](#) [8](#) [10](#) [11](#) [12](#) [13](#)

AVAILABLE SURFACE TREATMENT  
(PVD Color or PVD with Nano Finish)



### 2115A

Double bowl sink

Overall dimension: **576 x 446 x 180mm**  
Big bowl dimension: **355 x 410mm**  
Small bowl dimension: **156 x 294mm**

#### TECHNICAL DATA

Minimum cabinet: **700mm**  
Thickness: **0.8mm**  
Tech: Welding

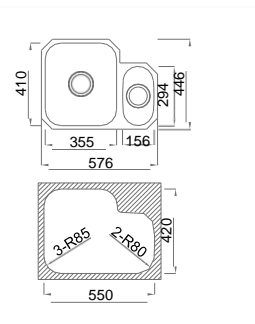

#### CONTAINER CAPACITY

	20GP	40GP	40HQ
1PC/CTN	398	857	1010

AVAILABLE ACCESSORIES ( see pages 80-81 )

[1](#) [2](#) [3](#) [4](#) [7](#) [8](#) [10](#) [11](#) [12](#) [13](#)

AVAILABLE SURFACE TREATMENT  
(PVD Color or PVD with Nano Finish)



### 2082A

Double bowl sink

Overall dimension: **585 x 410 x 175mm**  
Big bowl dimension: **380 x 200mm**  
Small bowl dimension: **380 x 330mm**

#### TECHNICAL DATA

Minimum cabinet: **700mm**  
Thickness: **0.8mm**  
Tech: welding

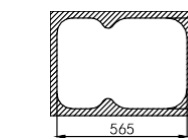
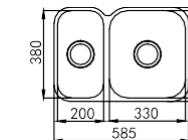

#### CONTAINER CAPACITY

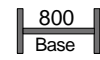
	20GP	40GP	40HQ
1PC/CTN	397	854	1007
5PC/CTN	1190	2570	3020
PALLET	1399	3013	2633

AVAILABLE ACCESSORIES ( see pages 80-81 )

[1](#) [2](#) [3](#) [4](#) [7](#) [8](#) [10](#) [11](#) [12](#) [13](#) [19](#) [29](#)

AVAILABLE SURFACE TREATMENT  
(PVD Color or PVD with Nano Finish)





### 2131A

Double bowl sink

Overall dimension: **670 x 450 x 180mm**  
 Big bowl dimension: **355 x 410mm**  
 Small bowl dimension: **240 x 410mm**

TECHNICAL DATA	
Minimum cabinet:	<b>800mm</b>
Thickness:	<b>0.9mm</b>
Tech:	Welding

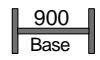
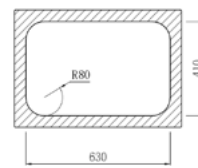
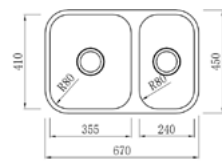

#### CONTAINER CAPACITY

	20GP	40GP	40HQ
1PC/CTN	286	616	725
5PC/CTN	725	1555	1835
PALLET	949	2044	2464

AVAILABLE ACCESSORIES ( see pages 80-81 )

- [1](#) [2](#) [3](#) [4](#) [7](#) [8](#) [10](#) [11](#) [12](#) [13](#) [15](#) [24](#) [30](#)

AVAILABLE SURFACE TREATMENT  
 (PVD Color or PVD with Nano Finish)



### 0028A

Double bowl sink

Overall dimension: **785 x 450 x 180mm**  
 Bowl dimension: **355 x 410mm**

TECHNICAL DATA	
Minimum cabinet:	<b>900mm</b>
Thickness:	<b>0.8mm</b>
Tech:	Welding

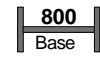
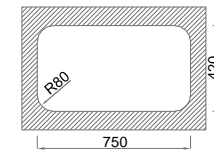
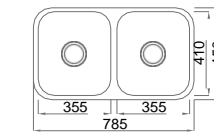

#### CONTAINER CAPACITY

	20GP	40GP	40HQ
1PC/CTN	286	616	725
5PC/CTN	725	1555	1835
PALLET	949	2044	2464

AVAILABLE ACCESSORIES ( see pages 80-81 )

- [1](#) [2](#) [3](#) [4](#) [7](#) [8](#) [10](#) [11](#) [12](#) [13](#) [15](#) [24](#) [30](#)

AVAILABLE SURFACE TREATMENT  
 (PVD Color or PVD with Nano Finish)



### 0022A

Double bowl sink

Overall dimension: **720 x 410 x 180mm**  
 Bowl dimension: **330 x 380mm**

TECHNICAL DATA	
Minimum cabinet:	<b>800mm</b>
Thickness:	<b>0.8mm</b>
Tech:	Welding

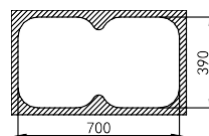
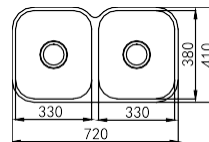

#### CONTAINER CAPACITY

	20GP	40GP	40HQ
1PC/CTN	290	610	720

AVAILABLE ACCESSORIES ( see pages 80-81 )

- [1](#) [2](#) [3](#) [4](#) [7](#) [8](#) [10](#) [11](#) [12](#) [13](#) [19](#) [29](#)

AVAILABLE SURFACE TREATMENT  
 (PVD Color or PVD with Nano Finish)





KITCHEN ACCESSORIES



**A1**  
Basket Waste

1



**A2A**  
Basket Waste

2



**C5D**  
Basket Waste

3




**C6D**  
Basket Waste

4



**5501P**  
Plastic Pipe

5



**5502P**  
Plastic Pipe

6



**5504P**  
Plastic Pipe

7




**5505P**  
Plastic Pipe

8



**5511P**  
Plastic Pipe

9



**5512P**  
Plastic Pipe

10



**PD18**  
Soap Dispenser

11



**PD19**  
Soap Dispenser

12



**P3305**  
Soap Dispenser

13



**Chopping board300290**  
Dim:303 x 320 mm

14



**Chopping board5304Q**  
Dim:427 x 367 x 20mm

15



**Chopping board5310Q**  
Dim:397 x 347 x 25mm

16



**MCB82**  
Dim:380 x 430 x 20mm

17



**5309Q**  
Dim:435 x 230 x 20mm

18



**5301Q**  
Dim:397 x 347 x 25mm

19



**MCB81**  
Dim:435 x 300 x 20mm

20



**MCB77**  
Dim:435 x 300 x 20mm

21



**5008L**  
Dim:426 x 231 x 90mm

22



**5014L**  
Dim:425 x 175 x 145mm

23



**5102T**  
Dim:431 x 375 x 12mm

24



**5103T**  
Dim:478 x 428 x 12mm

25



**Roll Matt**

26



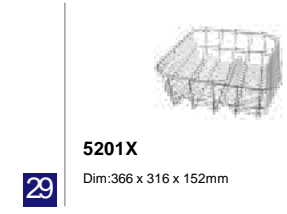
**WJ37**  
Dim:370 x 320 x 28mm

27



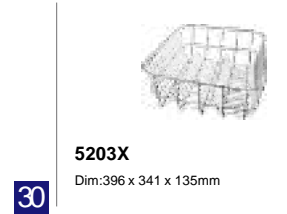
**WJ38**  
Dim:370 x 420 x 28mm

28



**5201X**  
Dim:366 x 316 x 152mm

29



**5203X**  
Dim:396 x 341 x 135mm

30



**XLA29+XLA30**  
Dim:385 x 335 x 125mm

31



**XSG02D**  
Plastic Pipe

32



**TOPMOUNT  
SINK RANGE**



Topmount sink range single bowl



### 0002C

Single bowl sink

Overall dimension: **380 x 380 x 152mm**  
Bowl dimension: **310 x 258mm**

#### TECHNICAL DATA

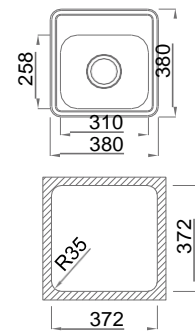
Minimum cabinet: **450mm**  
Thickness: **0.8mm**  
Tech: Monoblock

#### CONTAINER CAPACITY

	20GP	40GP	40HQ
1PC/CTN	621	1337	1576
5PC/CTN	2150	4625	5450
PALLET	2113	4550	5486

AVAILABLE ACCESSORIES ( see pages 112-113 )

[1](#) [2](#) [5](#) [6](#) [7](#) [8](#) [11](#) [19](#) [20](#) [21](#)



Topmount sink range single bowl



### 0004C

Single bowl sink

Overall dimension: **485 x 485 x 180mm**  
Bowl dimension: **410 x 355mm**

#### TECHNICAL DATA

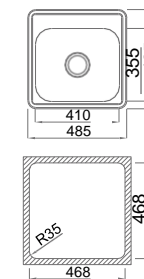
Minimum cabinet: **600mm**  
Thickness: **0.8mm**  
Tech: Monoblock

#### CONTAINER CAPACITY

	20GP	40GP	40HQ
1PC/CTN	415	860	1020
5PC/CTN	1030	2215	2630
PALLET	1377	2966	3576

AVAILABLE ACCESSORIES ( see pages 112-113 )

[1](#) [2](#) [5](#) [6](#) [7](#) [8](#) [11](#) [19](#) [20](#) [21](#)



### 1138C

Single bowl sink

Overall dimension: **465 x 485 x 165mm**  
Bowl dimension: **400 x 365mm**

#### TECHNICAL DATA

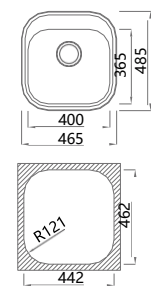
Minimum cabinet: **500mm**  
Thickness: **0.8mm**  
Tech: Monoblock

#### CONTAINER CAPACITY

	20GP	40GP	40HQ
1PC/CTN	463	997	1175
5PC/CTN	1105	2375	2800
PALLET	1439	3100	3733

AVAILABLE ACCESSORIES ( see pages 112-113 )

[1](#) [2](#) [5](#) [6](#) [7](#) [8](#) [11](#) [19](#) [20](#) [21](#)



### 1009C

Single bowl sink

Overall dimension: **525 x 420 x 180mm**  
Bowl dimension: **480 x 330mm**

#### TECHNICAL DATA

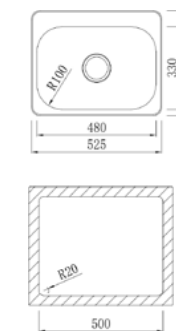
Minimum cabinet: **600mm**  
Thickness: **0.8mm**  
Tech: Monoblock

#### CONTAINER CAPACITY

	20GP	40GP	40HQ
1PC/CTN	475	950	1100
5PC/CTN	1000	2000	2350
PALLET	1680	3360	4032

AVAILABLE ACCESSORIES ( see pages 112-113 )

[1](#) [2](#) [5](#) [6](#) [7](#) [8](#) [11](#) [19](#) [20](#) [21](#)





Topmount sink range single bowl



### 1008C

Single bowl sink

Overall dimension: **430 x 380 x 180mm**  
Bowl dimension: **380 x 330mm**

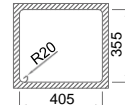
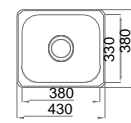
TECHNICAL DATA	
Minimum cabinet:	<b>500mm</b>
Thickness:	<b>0.8mm</b>
Tech:	Monoblock

CONTAINER CAPACITY

	20GP	40GP	40HQ
1PC/CTN	614	1324	1560
5PC/CTN	1655	3570	4205
PALLET	1897	4086	4926

AVAILABLE ACCESSORIES ( see pages 112-113 )

- 1 2 5 6 7 8 11 19 20 21**



Topmount sink range single bowl



### 1014C

Single bowl sink

Dimension: **525 x 420 x 180mm**  
Bowl Dimension: **480 x 380**

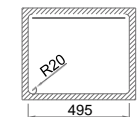
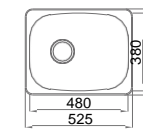
TECHNICAL DATA	
Minimum cabinet:	<b>600 mm</b>
Thickness:	<b>0.8 mm</b>
Tech:	Monoblock

CONTAINER CAPACITY

	20GP	40GP	40HQ
1PC/CTN	260	561	661
5PC/CTN	680	1470	1730
PALLET	793	1708	2059

AVAILABLE ACCESSORIES ( see pages 112-113 )

- 1 2 5 6 7 8 11 19 20 21**



### 1005C

Single bowl sink

Overall dimension: **490 x 440 x 180mm**  
Bowl dimension: **410 x 355mm**

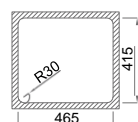
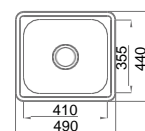
TECHNICAL DATA	
Minimum cabinet:	<b>600mm</b>
Thickness:	<b>0.8mm</b>
Tech:	Monoblock

CONTAINER CAPACITY

	20GP	40GP	40HQ
1PC/CTN	457	985	1160
5PC/CTN	1195	2580	3045
PALLET	1487	3203	3862

AVAILABLE ACCESSORIES ( see pages 112-113 )

- 1 2 5 6 7 8 11 19 20 21**



### 1113C

Topmount Sink

Overall dimension: **560 x 480 x 200mm**  
Bowl dimension: **480 x 340mm**

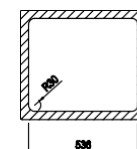
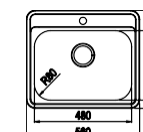
TECHNICAL DATA	
Minimum cabinet:	<b>600mm</b>
Thickness:	<b>0.8mm</b>
Tech:	Monoblock

CONTAINER CAPACITY

	20GP	40GP	40HQ
5PC/CTN	190	360	483

AVAILABLE ACCESSORIES ( see pages 112-113 )

- 1 2 5 6 7 8 11 19 20 21**



Topmount sink range single bowl



### 1199C

Single bowl sink

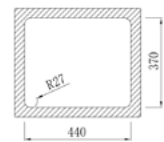
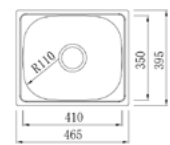
Overall dimension: **465 x 395 x 190mm**  
Bowl dimension: **410 x 350mm**

TECHNICAL DATA	
Minimum cabinet:	<b>500mm</b>
Thickness:	<b>0.7mm</b>
Tech:	Monoblock

CONTAINER CAPACITY

	20GP	40GP	40HQ
1PC/CTN	481	924	1257

AVAILABLE ACCESSORIES ( see pages 112-113 )



Topmount sink range single bowl



### 1147C

Single bowl sink

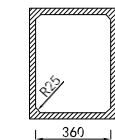
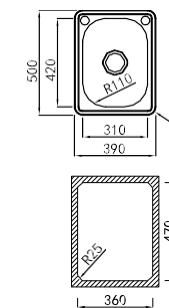
Overall dimension: **390 x 500 x 200mm**  
Bowl dimension: **310 x 420mm**

TECHNICAL DATA	
Minimum cabinet:	<b>450mm</b>
Thickness:	<b>0.8mm</b>
Tech:	Monoblock

CONTAINER CAPACITY

	20GP	40GP	40HQ
1PC/CTN	614	1324	1560
5PC/CTN	1655	3570	4205
PALLET	1897	4086	4926

AVAILABLE ACCESSORIES ( see pages 112-113 )



### 1200C

Single bowl sink

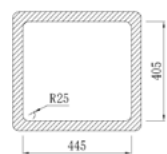
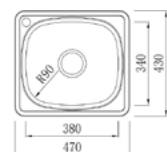
Overall dimension: **470 x 430 x 175mm**  
Bowl dimension: **380 x 340mm**

TECHNICAL DATA	
Minimum cabinet:	<b>600mm</b>
Thickness:	<b>0.8mm</b>
Tech:	Monoblock

CONTAINER CAPACITY

	20GP	40GP	40HQ
10PC/CTN	1360	2620	3560

AVAILABLE ACCESSORIES ( see pages 112-113 )



### 1026C

Single bowl sink

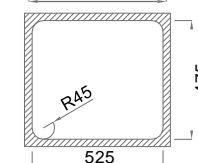
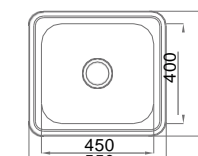
Overall dimension: **550 x 500 x 180mm**  
Bowl dimension: **450 x 400mm**

TECHNICAL DATA	
Minimum cabinet:	<b>600mm</b>
Thickness:	<b>0.8mm</b>
Tech:	Monoblock

CONTAINER CAPACITY

	20GP	40GP	40HQ
1PC/CTN	354	762	899
5PC/CTN	920	1975	2330
PALLET	1546	3329	4014

AVAILABLE ACCESSORIES ( see pages 112-113 )



Topmount sink range single bowl



### 1020C

Single bowl sink

Overall dimension: **555 x 455 x 220mm**  
 Bowl dimension: **480 x 380mm**

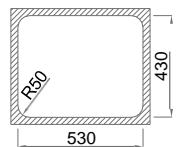
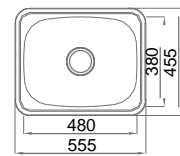
TECHNICAL DATA	
Minimum cabinet:	<b>600mm</b>
Thickness:	<b>0.8mm</b>
Tech:	Monoblock

CONTAINER CAPACITY

	20GP	40GP	40HQ
1PC/CTN	334	719	847
5PC/CTN	925	1995	2348
PALLET	1291	2781	3353

AVAILABLE ACCESSORIES ( see pages 112-113 )

- 1 2 5 6 7 8 11 ■ ■ ■ ■



Topmount sink range single bowl



### 1021C

Single bowl sink

Overall dimension: **609 x 509 x 250mm**  
 Bowl dimension: **522 x 422 mm**

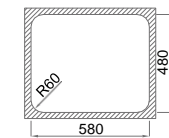
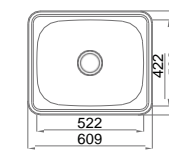
TECHNICAL DATA	
Minimum cabinet:	<b>800mm</b>
Thickness:	<b>0.8mm</b>
Tech:	Monoblock

CONTAINER CAPACITY

	20GP	40GP	40HQ
1PC/CTN	260	559	659
5PC/CTN	750	1615	1905
PALLET	905	1949	2353

AVAILABLE ACCESSORIES ( see pages 112-113 )

- 1 2 5 6 7 8 11 ■ ■ ■ ■



### 1010C

Single bowl sink

Overall dimension: **635x475x230mm**  
 Bowl dimension: **540x386mm**

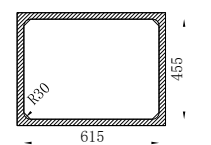
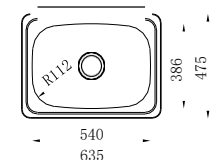
TECHNICAL DATA	
Minimum cabinet:	<b>800mm</b>
Thickness:	<b>0.8mm</b>
Tech:	Monoblock

CONTAINER CAPACITY

	20GP	40GP	40HQ
1PC/CTN	283	608	716
5PC/CTN	815	1755	2071
PALLET	984	2118	2558

AVAILABLE ACCESSORIES ( see pages 112-113 )

- 1 2 5 6 7 8 11 ■ ■ ■ ■



### 1101C

Single bowl sink

Overall dimension: **675 x 505 x 310mm**  
 Bowl dimension: **600 x 430mm**

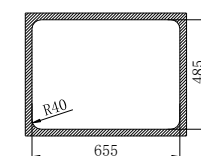
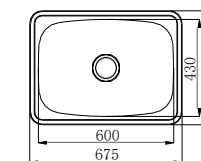
TECHNICAL DATA	
Minimum cabinet:	<b>800mm</b>
Thickness:	<b>1.0mm</b>
Tech:	Monoblock

CONTAINER CAPACITY

	20GP	40GP	40HQ
5PC/CTN	700	1600	1600
PALLET	896	1792	2112

AVAILABLE ACCESSORIES ( see pages 112-113 )

- 1 2 5 6 7 8 11 ■ ■ ■ ■







Topmount sink range single bowl



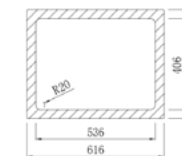
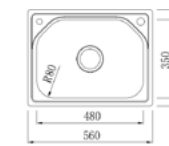
## 1202S

Single bowl sink

Overall dimension: **560 x 430 x 190mm**  
Bowl dimension: **480 x 350mm**

### TECHNICAL DATA

Minimum cabinet: **700mm**  
Thickness: **0.8mm**  
Tech: **Monoblock**

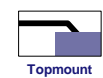
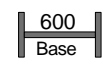


### CONTAINER CAPACITY

	20GP	40GP	40HQ
1PC/CTN	373	717	975

AVAILABLE ACCESSORIES ( see pages 112-113 )

6 13 ■■■■■■■■■■



## 1201S

Single bowl sink

Overall dimension: **500 x 430 x 200mm**  
Bowl dimension: **420 x 360 mm**

### TECHNICAL DATA

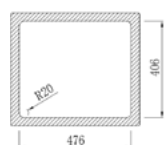
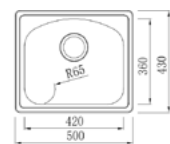
Minimum cabinet: **600mm**  
Thickness: **0.8mm**  
Tech: **Monoblock**

### CONTAINER CAPACITY

	20GP	40GP	40HQ
1PC/CTN	405	780	1061

AVAILABLE ACCESSORIES ( see pages 112-113 )

6 13 ■■■■■■■■■■



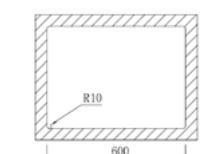
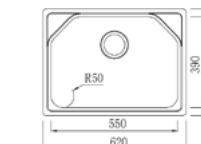
## 1204S

Single bowl sink

Overall dimension: **620 x 460 x 205mm**  
Bowl dimension: **550 x 390mm**

### TECHNICAL DATA

Minimum cabinet: **700mm**  
Thickness: **0.8mm**  
Tech: **Monoblock**



### CONTAINER CAPACITY

	20GP	40GP	40HQ
1PC/CTN	271	520	708

AVAILABLE ACCESSORIES ( see pages 112-113 )

6 13 ■■■■■■■■■■

Topmount sink range single bowl



### 1212C

Single bowl sink

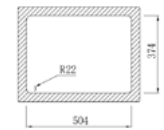
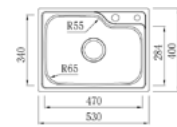
Overall dimension: **530 x 400 x 200mm**  
Bowl dimension: **470 x 340mm**

TECHNICAL DATA	
Minimum cabinet:	<b>600mm</b>
Thickness:	<b>0.7mm</b>
Tech:	Monoblock

CONTAINER CAPACITY

	20GP	40GP	40HQ
1PC/CTN	433	833	1133

AVAILABLE ACCESSORIES ( see pages 112-113 )



Topmount sink range single bowl



### 1210S

Single bowl sink

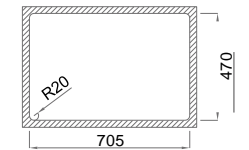
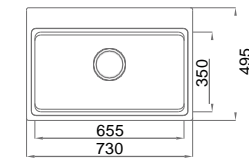
Overall dimension: **730 x 495 x 210mm**  
Big bowl dimension: **655 x 350mm**

TECHNICAL DATA	
Minimum cabinet:	<b>800mm</b>
Thickness:	<b>0.8mm</b>
Tech:	Monoblock

CONTAINER CAPACITY

	20GP	40GP	40HQ
1PC/CTN	200	435	515

AVAILABLE ACCESSORIES ( see pages 112-113 )



### 1205S

Single bowl sink

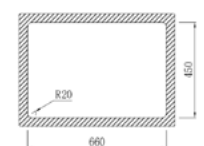
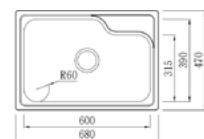
Overall dimension: **680 x 470 x 220mm**  
Bowl dimension: **600 x 390mm**

TECHNICAL DATA	
Minimum cabinet:	<b>800mm</b>
Thickness:	<b>0.8mm</b>
Tech:	Monoblock

CONTAINER CAPACITY

	20GP	40GP	40HQ
1PC/CTN	234	450	612

AVAILABLE ACCESSORIES ( see pages 112-113 )



### 1209S

Single bowl sink

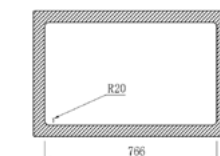
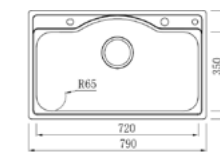
Overall dimension: **790 x 480 x 210mm**  
Bowl dimension: **754 x 409mm**

TECHNICAL DATA	
Minimum cabinet:	<b>900mm</b>
Thickness:	<b>0.8mm</b>
Tech:	Monoblock

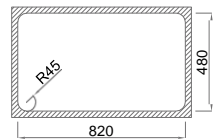
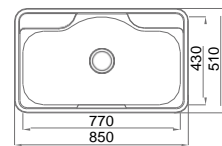
CONTAINER CAPACITY

	20GP	40GP	40HQ
1PC/CTN	217	418	515

AVAILABLE ACCESSORIES ( see pages 112-113 )



Topmount sink range single bowl



### 1034C

Single bowl sink

Overall dimension: **850 x 510 x 200mm**  
Bowl dimension: **770 x 430mm**

#### TECHNICAL DATA

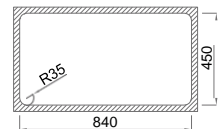
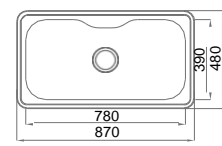
Minimum cabinet:	<b>900mm</b>
Thickness:	<b>0.8mm</b>
Tech:	Monoblock

#### CONTAINER CAPACITY

	20GP	40GP	40HQ
1PC/CTN	218	469	553
5PC/CTN	585	1255	1480
PALLET	659	1420	1710

AVAILABLE ACCESSORIES ( see pages 112-113 )

[1](#) [2](#) [5](#) [6](#) [7](#) [8](#) [11](#) [19](#) [20](#) [21](#)



### 1035C

Single bowl sink

Overall dimension: **870 x 480 x 200mm**  
Bowl dimension: **780 x 390mm**

#### TECHNICAL DATA

Minimum cabinet:	<b>1000mm</b>
Thickness:	<b>0.8mm</b>
Tech:	Monoblock

#### CONTAINER CAPACITY

	20GP	40GP	40HQ
1PC/CTN	230	496	585
5PC/CTN	625	1340	1580
PALLET	681	1467	1773

AVAILABLE ACCESSORIES ( see pages 112-113 )

[1](#) [2](#) [5](#) [6](#) [7](#) [8](#) [11](#) [19](#) [20](#) [21](#)







### 2164S

Double bowl sink

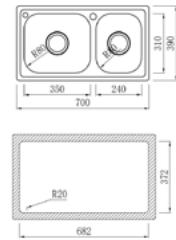
Overall dimension: **700 x 390 x 180mm**  
 Big bowl dimension: **350 x 310mm**  
 Small bowl dimension: **240 x 310mm**

TECHNICAL DATA	
Minimum cabinet:	<b>800mm</b>
Thickness:	<b>0.8mm</b>
Tech:	Monoblock

#### CONTAINER CAPACITY

	20GP	40GP	40HQ
1PC/CTN	330	635	864

AVAILABLE ACCESSORIES ( see pages 112-113 )



### 2166S

Double bowl sink

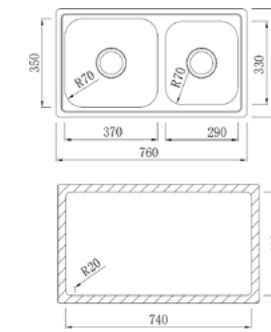
Overall dimension: **760 x 430 x 200mm**  
 Big bowl dimension: **370 x 350mm**  
 Small bowl dimension: **290 x 330mm**

TECHNICAL DATA	
Minimum cabinet:	<b>900mm</b>
Thickness:	<b>0.8mm</b>
Tech:	Monoblock

#### CONTAINER CAPACITY

	20GP	40GP	40HQ
1PC/CTN	274	527	720

AVAILABLE ACCESSORIES ( see pages 112-113 )



### 2167S

Double bowl sink

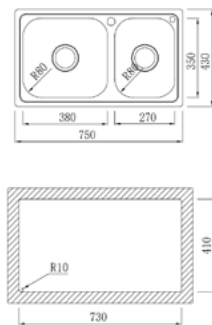
Overall dimension: **750 x 430 x 200mm**  
 Big bowl dimension: **380 x 350mm**  
 Small bowl dimension: **270 x 350mm**

TECHNICAL DATA	
Minimum cabinet:	<b>900mm</b>
Thickness:	<b>0.8mm</b>
Tech:	Monoblock

#### CONTAINER CAPACITY

	20GP	40GP	40HQ
1PC/CTN	570	1100	1495

AVAILABLE ACCESSORIES ( see pages 112-113 )



### 2170S

Double bowl sink

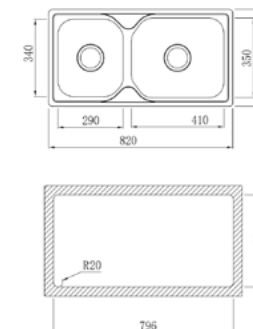
Overall dimension: **820 x 430 x 210mm**  
 Big bowl dimension: **410 x 350mm**  
 Small bowl dimension: **290 x 340mm**

TECHNICAL DATA	
Minimum cabinet:	<b>900mm</b>
Thickness:	<b>0.8mm</b>
Tech:	Monoblock

#### CONTAINER CAPACITY

	20GP	40GP	40HQ
1PC/CTN	259	498	678

AVAILABLE ACCESSORIES ( see pages 112-113 )







### 2179C

Double bowl sink

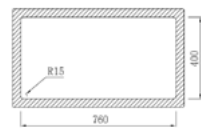
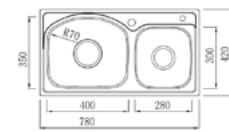
Overall dimension: **780 x 420 x 210mm**  
 Big bowl dimension: **400 x 350mm**  
 Small bowl dimension: **280 x 300mm**

TECHNICAL DATA	
Minimum cabinet:	<b>900mm</b>
Thickness:	<b>0.8mm</b>
Tech:	Monoblock

#### CONTAINER CAPACITY

	20GP	40GP	40HQ
1PC/CTN	310	597	811

AVAILABLE ACCESSORIES ( see pages 112-113 )



### 2174S

Double bowl sink


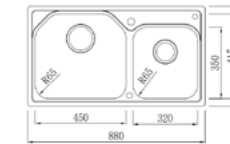
Overall dimension: **880 x 490 x 200mm**  
 Big bowl dimension: **450 x 415mm**  
 Small bowl dimension: **320 x 350mm**

TECHNICAL DATA	
Minimum cabinet:	<b>1000mm</b>
Thickness:	<b>0.8mm</b>
Tech:	Monoblock

#### CONTAINER CAPACITY

	20GP	40GP	40HQ
1PC/CTN	170	327	444

AVAILABLE ACCESSORIES ( see pages 112-113 )



### 2165S

Double bowl sink

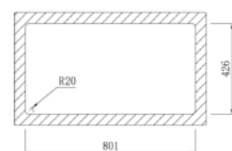
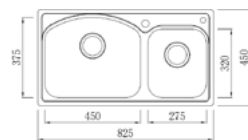
Overall dimension: **825 x 450 x 215mm**  
 Big bowl dimension: **450 x 375mm**  
 Small bowl dimension: **320 x 275mm**

TECHNICAL DATA	
Minimum cabinet:	<b>900mm</b>
Thickness:	<b>0.8mm</b>
Tech:	Monoblock

#### CONTAINER CAPACITY

	20GP	40GP	40HQ
1PC/CTN	216	416	566

AVAILABLE ACCESSORIES ( see pages 112-113 )



### 2169S

Double bowl sink

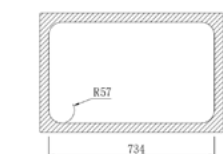
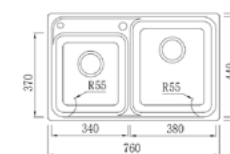
Overall dimension: **760 x 470 x 200mm**  
 Big bowl dimension: **380 x 440mm**  
 Small bowl dimension: **340 x 370mm**

TECHNICAL DATA	
Minimum cabinet:	<b>900mm</b>
Thickness:	<b>0.8mm</b>
Tech:	Monoblock

#### CONTAINER CAPACITY

	20GP	40GP	40HQ
PALLET	880	1680	2280

AVAILABLE ACCESSORIES ( see pages 112-113 )







### 2173S

Double bowl sink

Overall dimension: **830 x 480 x 200mm**  
 Big bowl dimension: **420 x 400mm**  
 Small bowl dimension: **300 x 355mm**

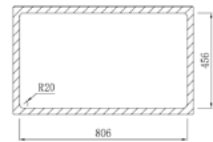
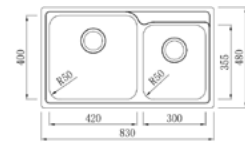
TECHNICAL DATA	
Minimum cabinet:	<b>900mm</b>
Thickness:	<b>0.8mm</b>
Tech:	Monoblock

#### CONTAINER CAPACITY

	20GP	40GP	40HQ
1PC/CTN	207	399	543

AVAILABLE ACCESSORIES ( see pages 112-113 )

- 6
- 16
- 28
- 
- 
- 
- 
- 
- 
- 



### 2177S

Double bowl sink

Overall dimension: **920 x 500 x 235mm**  
 Big bowl dimension: **350 x 320mm**  
 Small bowl dimension: **350 x 280mm**  
 Bin size: **155 x 185mm**

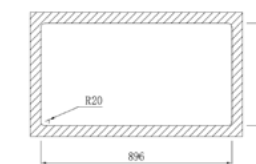
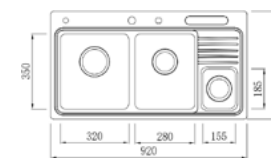
TECHNICAL DATA	
Minimum cabinet:	<b>1000mm</b>
Thickness:	<b>1.0mm</b>
Tech:	Welding

#### CONTAINER CAPACITY

	20GP	40GP	40HQ
1PC/CTN	166	319	434

AVAILABLE ACCESSORIES ( see pages 112-113 )

- 1
- 3
- 26
- 30
- 31
- 32
- 33
- 
- 
- 



### 2168S

Double bowl sink

Overall dimension: **860 x 470 x 200mm**  
 Big bowl dimension: **280 x 315mm**  
 Small bowl dimension: **460 x 380mm**

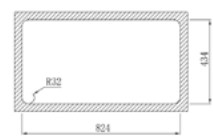
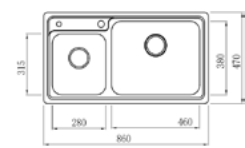
TECHNICAL DATA	
Minimum cabinet:	<b>1000mm</b>
Thickness:	<b>0.8mm</b>
Tech:	Monoblock

#### CONTAINER CAPACITY

	20GP	40GP	40HQ
PALLET	660	1260	1710

AVAILABLE ACCESSORIES ( see pages 112-113 )

- 6
- 15
- 
- 
- 
- 
- 
- 
- 
- 





### 1059S

Single bowl with drainer

Overall dimension: **860 x 500 x 210mm**  
Bowl dimension: **450 x 400mm**

#### TECHNICAL DATA

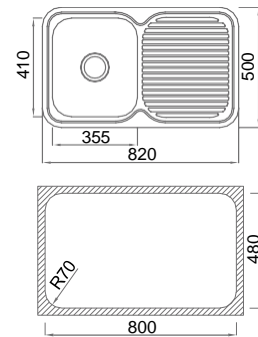
Minimum cabinet: **600mm**  
Thickness: **0.8mm**  
Tech: Welding

#### CONTAINER CAPACITY

	20GP	40GP	40HQ
1PC/CTN	212	457	538
5PC/CTN	600	1285	1515
PALLET	661	1423	1721

AVAILABLE ACCESSORIES (see pages 112-113)

[1](#) [2](#) [5](#) [6](#) [7](#) [8](#) [11](#) [19](#) [20](#) [21](#)



### 2016S

Double bowl sink

Overall dimension: **1020 x 500 x 210mm**  
Bowl dimension: **450 x 400mm**

#### TECHNICAL DATA

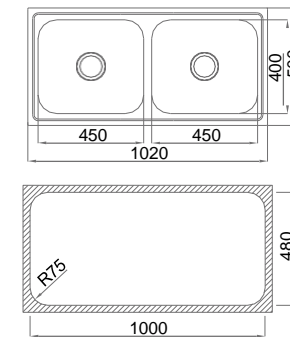
Minimum cabinet: **1100mm**  
Thickness: **0.8mm**  
Tech: Welding

#### CONTAINER CAPACITY

	20GP	40GP	40HQ
1PC/CTN	150	320	380
5PC/CTN	435	940	1105
PALLET	566	1218	1466

AVAILABLE ACCESSORIES (see pages 112-113)

[1](#) [2](#) [5](#) [6](#) [9](#) [10](#) [12](#) [19](#) [20](#) [21](#)



### 2010S

Double bowl sink

Overall dimension: **860 x 500 x 210mm**  
Big bowl dimension: **300 x 340mm**  
Small bowl dimension: **400 x 450mm**

#### TECHNICAL DATA

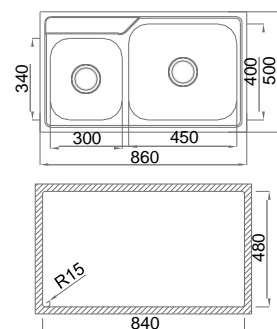
Minimum cabinet: **1000mm**  
Thickness: **0.8mm**  
Tech: Welding

#### CONTAINER CAPACITY

	20GP	40GP	40HQ
1PC/CTN	206	444	523
5PC/CTN	560	1210	1425
PALLET	664	1430	1721

AVAILABLE ACCESSORIES (see pages 112-113)

[1](#) [2](#) [5](#) [6](#) [7](#) [8](#) [11](#) [19](#) [20](#) [21](#)



### 2046S

1&3/4 Bowl with drainer

Overall dimension: **1160 x 500 x 210mm**  
Big bowl dimension: **450 x 400mm**  
Small bowl dimension: **300 x 340mm**

#### TECHNICAL DATA

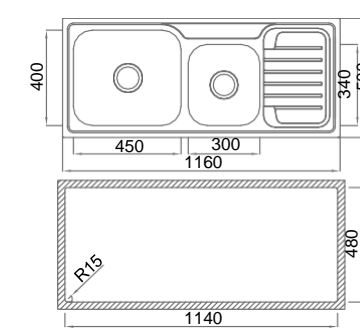
Minimum cabinet: **900mm**  
Thickness: **0.8mm**  
Tech: Welding

#### CONTAINER CAPACITY

	20GP	40GP	40HQ
1PC/CTN	159	343	405
5PC/CTN	435	935	1102
PALLET	499	1076	1300

AVAILABLE ACCESSORIES (see pages 112-113)

[1](#) [2](#) [5](#) [6](#) [9](#) [10](#) [12](#) [19](#) [20](#) [21](#)





### 1058S

Single bowl with drainer

Overall dimension: **860 x 500 x 210mm**  
Bowl dimension: **450 x 400mm**

#### TECHNICAL DATA

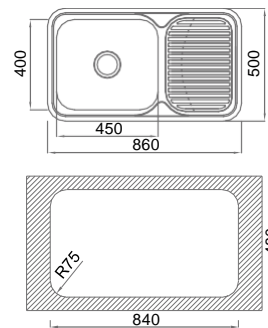
Minimum cabinet: **600mm**  
Thickness: **0.8mm**  
Tech: Welding

#### CONTAINER CAPACITY

	20GP	40GP	40HQ
1PC/CTN	212	457	538
5PC/CTN	600	1285	1515
PALLET	661	1423	1721

AVAILABLE ACCESSORIES ( see pages 112-113 )

[1](#) [2](#) [5](#) [6](#) [7](#) [8](#) [11](#) [19](#) [20](#) [21](#)



### 2015S

Double bowl sink

Overall dimension: **1020 x 500 x 210mm**  
Bowl dimension: **450 x 400mm**

#### TECHNICAL DATA

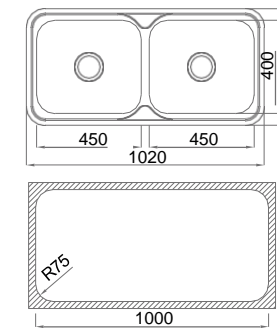
Minimum cabinet: **1100mm**  
Thickness: **0.8mm**  
Tech: Welding

#### CONTAINER CAPACITY

	20GP	40GP	40HQ
1PC/CTN	150	320	380
5PC/CTN	435	940	1105
PALLET	566	1218	1466

AVAILABLE ACCESSORIES ( see pages 112-113 )

[1](#) [2](#) [5](#) [6](#) [9](#) [10](#) [12](#) [19](#) [20](#) [21](#)



### 2009S

Double bowl sink

Overall dimension: **860 x 500 x 210mm**  
Big bowl dimension: **300 x 340mm**  
Small bowl dimension: **450 x 400mm**

#### TECHNICAL DATA

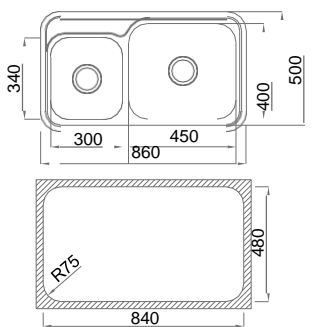
Minimum cabinet: **1000mm**  
Thickness: **0.8mm**  
Tech: Welding

#### CONTAINER CAPACITY

	20GP	40GP	40HQ
1PC/CTN	212	457	538
5PC/CTN	585	1260	1485
PALLET	664	1430	1721

AVAILABLE ACCESSORIES ( see pages 112-113 )

[1](#) [2](#) [5](#) [6](#) [9](#) [10](#) [12](#) [19](#) [20](#) [21](#)



### 2045S

1&3/4 Bowl with drainer

Overall dimension: **1160 x 500 x 210mm**  
Big bowl dimension: **450 x 400mm**  
Small bowl dimension: **300 x 340mm**

#### TECHNICAL DATA

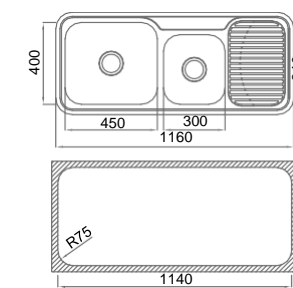
Minimum cabinet: **900mm**  
Thickness: **0.8mm**  
Tech: Welding

#### CONTAINER CAPACITY

	20GP	40GP	40HQ
1PC/CTN	155	335	394
5PC/CTN	423	911	1073
PALLET	499	1076	1300

AVAILABLE ACCESSORIES ( see pages 112-113 )

[1](#) [2](#) [5](#) [6](#) [9](#) [10](#) [12](#) [19](#) [20](#) [21](#)







### 1075C

Single bowl with drainer

Overall dimension: **585 x 485 x 180mm**  
Bowl dimension: **355 x 410mm**

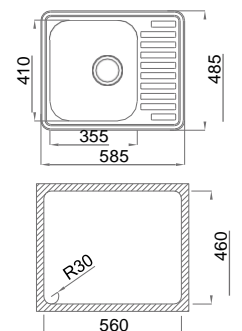
TECHNICAL DATA	
Minimum cabinet:	<b>450mm</b>
Thickness:	<b>0.8mm</b>
Tech:	Monoblock

#### CONTAINER CAPACITY

	20GP	40GP	40HQ
1PC/CTN	350	754	888
5PC/CTN	905	1950	2300
PALLET	1163	2506	3021

AVAILABLE ACCESSORIES ( see pages 112-113 )

- [1](#) [2](#) [5](#) [6](#) [7](#) [8](#) [11](#) [19](#) [20](#) [21](#)



### 1144S

Single bowl with drainer

Overall dimension: **1000 x 500 x 195mm**  
Big bowl dimension: **500 x 400mm**

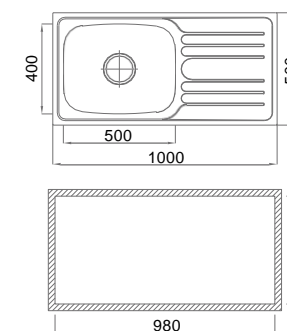
TECHNICAL DATA	
Minimum cabinet:	<b>800mm</b>
Thickness:	<b>0.8mm</b>
Tech:	Monoblock

#### CONTAINER CAPACITY

	20GP	40GP	40HQ
1PC/CTN	182	392	462
5PC/CTN	500	1080	1080
PALLET	680	1465	1730

AVAILABLE ACCESSORIES ( see pages 112-113 )

- [1](#) [2](#) [5](#) [6](#) [7](#) [8](#) [11](#) [19](#) [20](#) [21](#)



### 1143S

Single bowl with drainer

Overall dimension: **820 x 470 x 195mm**  
Big bowl dimension: **420 x 380mm**

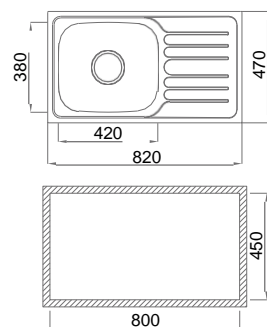
TECHNICAL DATA	
Minimum cabinet:	<b>600mm</b>
Thickness:	<b>0.8mm</b>
Tech:	Monoblock

#### CONTAINER CAPACITY

	20GP	40GP	40HQ
1PC/CTN	232	500	589
5PC/CTN	640	1375	1375
PALLET	860	1852	2185

AVAILABLE ACCESSORIES ( see pages 112-113 )

- [1](#) [2](#) [5](#) [6](#) [7](#) [8](#) [11](#) [19](#) [20](#) [21](#)



### 2122S

Double bowl with drainer

Overall dimension: **1200 x 500 x 195mm**  
Bowl dimension: **420 x 380mm**

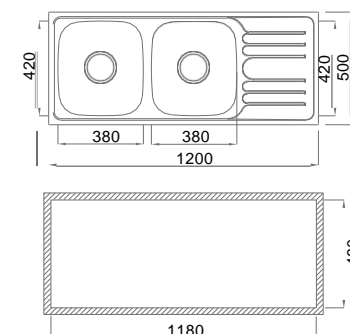
TECHNICAL DATA	
Minimum cabinet:	<b>1000mm</b>
Thickness:	<b>0.8mm</b>
Tech:	Monoblock

#### CONTAINER CAPACITY

	20GP	40GP	40HQ
1PC/CTN	152	328	386
5PC/CTN	420	905	905
PALLET	575	1240	1460

AVAILABLE ACCESSORIES ( see pages 112-113 )

- [1](#) [2](#) [5](#) [6](#) [9](#) [10](#) [12](#) [19](#) [20](#) [21](#)



1000  
Base

Topmount

R90



### 2123S

1&3/4 Bowl with drainer

Overall dimension: **1200 x 500 x 195mm**

Big bowl dimension: **450 x 400mm**

Small bowl dimension: **400 x 340mm**

#### TECHNICAL DATA

Minimum cabinet: **1000mm**

Thickness: **0.8mm**

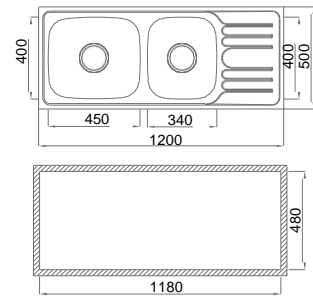
Tech: **Monoblock**

#### CONTAINER CAPACITY

	20GP	40GP	40HQ
1PC/CTN	152	328	386
5PC/CTN	420	905	905
PALLET	575	1240	1460

AVAILABLE ACCESSORIES ( see pages 112-113 )

**1 2 5 6 9 10 12 19 20 21**



### KITCHEN ACCESSORIES

<b>1</b> A1 Basket Waste	<b>2</b> A2A Basket Waste	<b>3</b> C3 Basket Waste	<b>4</b> C4 Basket Waste
<b>5</b> C5D Basket Waste	<b>6</b> C6D Basket Waste	<b>7</b> 5501P Plastic Pipe	<b>8</b> 5502P Plastic Pipe
<b>9</b> 5504P Plastic Pipe	<b>10</b> 5505P Plastic Pipe	<b>11</b> 5511P Plastic Pipe	<b>12</b> 5512P Plastic Pipe

### KITCHEN ACCESSORIES

<b>13</b> XSG04D Plastic Pipe	<b>14</b> XSG02D Plastic Pipe	<b>15</b> XSG04YA Plastic Pipe	<b>16</b> XSG04ZA Plastic Pipe
<b>17</b> XSG02Z Plastic Pipe	<b>18</b> Flexible bypass kit Plastic Pipe	<b>19</b> PD18 Soap Dispenser	<b>20</b> PD19 Soap Dispenser
<b>21</b> P3305 Soap Dispenser	<b>22</b> S/S Wire basket316 Dim:279 x 73 x 118.5mm	<b>23</b> S/S Wire basket258 Dim:330 x 278 x 60mm	<b>24</b> S/S Wire basket316 Dim:375 x 220 x 134mm
<b>25</b> S/S Wire basket260X Dim:280 x 280 x 177mm	<b>26</b> S/S Wire basket280X Dim:300 x 300 x 177mm	<b>27</b> Plastic colander340 Dim:375 x 257 x 115mm	<b>28</b> Plastic colander350 Dim:365 x 257 x 115mm
<b>29</b> Plastic colander360 Dim:390 x 262 x 115mm	<b>30</b> Trash Bin	<b>31</b> Central Control Controller	<b>32</b> Knife set Knife
<b>33</b> XSG02SZ Plastic Pipe			



## AUSSIE STYLE SINK RANGE





### 1195A

Single bowl sink

Overall dimension: 635 x 475 x 230mm  
Bowl dimension: 565 x 365mm

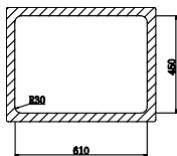
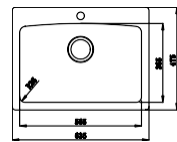
TECHNICAL DATA	
Minimum cabinet:	700mm
Thickness:	0.8mm
Tech:	Monoblock

#### CONTAINER CAPACITY

	20GP	40GP	40HQ
5PC/CTN	585	1235	1400
PALLET	704	1408	1664

AVAILABLE ACCESSORIES ( see pages 144-145 )

- [1](#) [2](#) [3](#) [4](#) [5](#) [6](#) [7](#) [8](#) [9](#) [12](#) [14](#) [15](#) [16](#) ■ ■



### 2160A

Double bowl sink

Overall dimension: 780 x 500 x 200mm  
Bowl dimension: 350 x 400mm

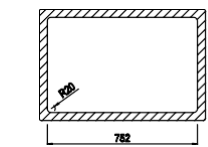
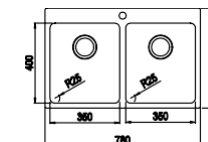
TECHNICAL DATA	
Minimum cabinet:	900mm
Thickness:	1.0mm
Tech:	Welding

#### CONTAINER CAPACITY

	20GP	40GP	40HQ
5PC/CTN	400	800	1200
PALLET	552	1288	1456

AVAILABLE ACCESSORIES ( see pages 144-145 )

- [1](#) [2](#) [3](#) [4](#) [5](#) [6](#) [7](#) [10](#) [11](#) [13](#) [14](#) [15](#) [16](#) [20](#) ■



### 2159A

Double bowl sink

Overall dimension: 680 x 500 x 200mm  
Big bowl dimension: 350 x 400mm  
Small bowl dimension: 250 x 400mm

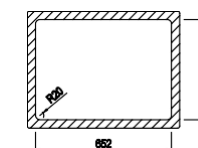
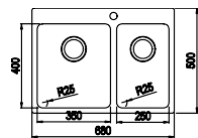
TECHNICAL DATA	
Minimum cabinet:	800mm
Thickness:	1.0mm
Tech:	Welding

#### CONTAINER CAPACITY

	20GP	40GP	40HQ
5PC/CTN	600	1200	1200
PALLET	644	1472	1664

AVAILABLE ACCESSORIES ( see pages 144-145 )

- [1](#) [2](#) [3](#) [4](#) [5](#) [6](#) [7](#) [10](#) [11](#) [13](#) [14](#) [15](#) [16](#) [20](#) ■





### 1092S

Single bowl with drainer

Overall dimension:860 x 500 x 215mm  
Bowl dimension:450 x 400mm

#### TECHNICAL DATA

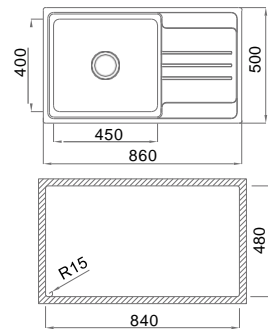
Minimum cabinet:	600mm
Thickness:	0.9mm
Tech:	Welding

#### CONTAINER CAPACITY

	20GP	40GP	40HQ
1PC/CTN	202	435	512
5PC/CTN	510	1098	1294
PALLET	659	1420	1718

AVAILABLE ACCESSORIES ( see pages 144-145 )

- 1 2 3 4 5 6 7 8 9 12 14 15 16 20



### 2090S

1&1/2 Bowl with drainer

Overall dimension:1000 x 500 x 215mm  
Big bowl dimension:350 x 400mm  
Small bowl dimension:180 x 300mm

#### TECHNICAL DATA

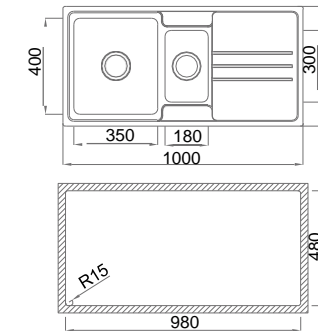
Minimum cabinet:	700mm
Thickness:	0.9mm
Tech:	Welding

#### CONTAINER CAPACITY

	20GP	40GP	40HQ
1PC/CTN	175	377	445
5PC/CTN	442	953	1123
PALLET	689	1484	1789

AVAILABLE ACCESSORIES ( see pages 144-145 )

- 1 2 3 4 5 6 7 10 11 13 14 15 16 20



### 2089S

Double bowl sink

Overall dimension:860 x 500 x 215mm  
Bowl dimension:350 x 400mm

#### TECHNICAL DATA

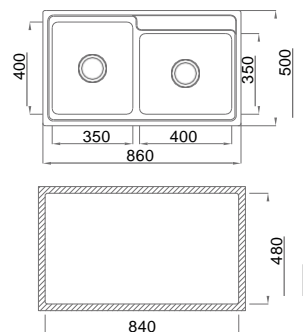
Minimum cabinet:	900mm
Thickness:	0.9mm
Tech:	Welding

#### CONTAINER CAPACITY

	20GP	40GP	40HQ
1PC/CTN	202	435	512
5PC/CTN	567	1221	1439
PALLET	664	1430	1728

AVAILABLE ACCESSORIES ( see pages 144-145 )

- 1 2 3 4 5 6 7 10 11 13 14 15 16 20



### 2091S

Double bowl with drainer

Overall dimension:1160 x 500 x 215mm  
Bowl dimension:350 x 400mm

#### TECHNICAL DATA

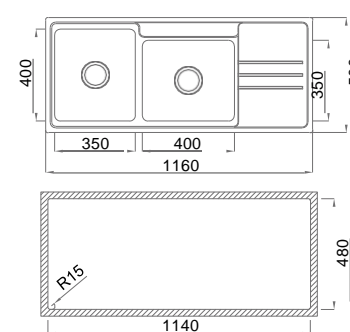
Minimum cabinet:	900mm
Thickness:	0.9mm
Tech:	Welding

#### CONTAINER CAPACITY

	20GP	40GP	40HQ
1PC/CTN	155	335	394
5PC/CTN	428	921	1085
PALLET	499	1076	1300

AVAILABLE ACCESSORIES ( see pages 144-145 )

- 1 2 3 4 5 6 7 10 11 13 14 15 16 20





### 1181C

Single bowl with drainer

Overall dimension: **1000 x 500 x 200mm**  
 Bowl dimension: **450 x 400mm**

#### TECHNICAL DATA

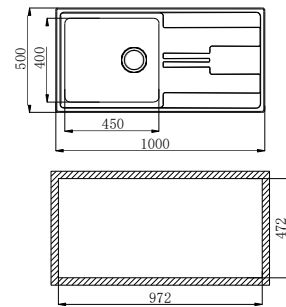
Minimum cabinet:	<b>600mm</b>
Thickness:	1.0mm
Tech:	Welding

#### CONTAINER CAPACITY

	20GP	40GP	40HQ
1PC/CTN	519	1163	1371
5PC/CTN	185	415	490
PALLET	660	1440	1680

AVAILABLE ACCESSORIES ( see pages 144-145 )

- [1](#) [2](#) [3](#) [4](#) [5](#) [6](#) [7](#) [8](#) [9](#) [12](#) [14](#) [15](#) [16](#) [20](#)



### 2151C

1 & 1/2 Bowl with drainer

Overall dimension: **1000 x 500 x 200mm**  
 Big bowl dimension: **350 x 400mm**  
 Small bowl dimension: **180 x 300mm**

#### TECHNICAL DATA

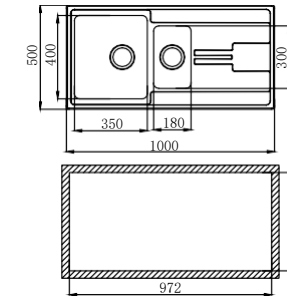
Minimum cabinet:	<b>500mm</b>
Thickness:	1.0mm
Tech:	Welding

#### CONTAINER CAPACITY

	20GP	40GP	40HQ
1PC/CTN	519	1163	1371
5PC/CTN	185	415	490
PALLET	660	1440	1680

AVAILABLE ACCESSORIES ( see pages 144-145 )

- [1](#) [2](#) [3](#) [4](#) [5](#) [6](#) [7](#) [10](#) [11](#) [13](#) [14](#) [15](#) [16](#) [20](#)



### 2152C

1 & 1/2 Bowl with drainer

Overall dimension: **1160 x 500 x 200mm**  
 Big bowl dimension: **450 x 400mm**  
 Small bowl dimension: **250 x 400mm**

#### TECHNICAL DATA

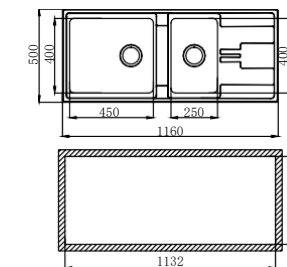
Minimum cabinet:	<b>1000mm</b>
Thickness:	1.0mm
Tech:	Welding

#### CONTAINER CAPACITY

	20GP	40GP	40HQ
1PC/CTN	450	1008	1188
5PC/CTN	161	360	424
PALLET	600	1188	1358

AVAILABLE ACCESSORIES ( see pages 144-145 )

- [1](#) [2](#) [3](#) [4](#) [5](#) [6](#) [7](#) [10](#) [11](#) [13](#) [14](#) [15](#) [16](#) [20](#)







### 1097S

Single bowl with drainer

Overall dimension:780 x 480 x 180mm  
Bowl dimension:330 x 380mm

#### TECHNICAL DATA

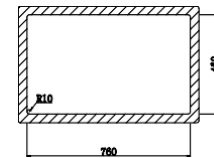
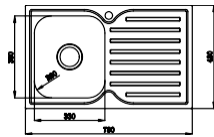
Minimum cabinet:	450mm
Thickness:	0.8mm
Tech:	Welding

#### CONTAINER CAPACITY

	20GP	40GP	40HQ
1PC/CTN	267	574	677
5PC/CTN	690	1485	1755
PALLET	902	1942	2280

AVAILABLE ACCESSORIES ( see pages 144-145 )

- 1 2 3 4 5 6 7 8 9 12 14 15 16 17 18 21



### 2100S

1&1/2 Bowl with drainer

Overall dimension:980 x 480 x 180mm  
Big bowl dimension:330 x 380mm  
Small bowl dimension:200 x 300mm

#### TECHNICAL DATA

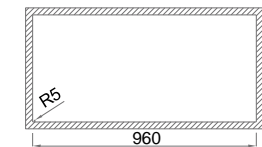
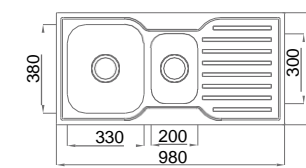
Minimum cabinet:	800mm
Thickness:	0.8mm
Tech:	Welding

#### CONTAINER CAPACITY

	20GP	40GP	40HQ
1PC/CTN	207	445	524
5PC/CTN	545	1173	1383
PALLET	728	1569	1891

AVAILABLE ACCESSORIES ( see pages 144-145 )

- 1 2 3 4 5 6 7 10 11 13 14 15 16 17 18 21



### 2020S

Double bowl sink

Overall dimension:780 x 480 x 180mm  
Bowl dimension:330 x 380mm

#### TECHNICAL DATA

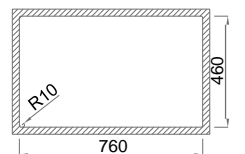
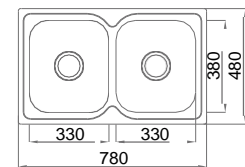
Minimum cabinet:	900mm
Thickness:	0.8mm
Tech:	Welding

#### CONTAINER CAPACITY

	20GP	40GP	40HQ
1PC/CTN	275	592	698
5PC/CTN	715	1535	1805
PALLET	902	1942	2341

AVAILABLE ACCESSORIES ( see pages 144-145 )

- 1 2 3 4 5 6 7 10 11 13 14 15 16 17 18 21



### 2105S

1&3/4 Bowl with drainer

Overall dimension:1080 x 480 x 180mm  
Big bowl dimension:330 x 380mm  
Small bowl dimension:300 x 340mm

#### TECHNICAL DATA

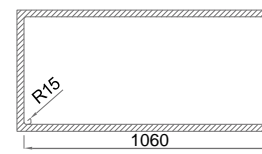
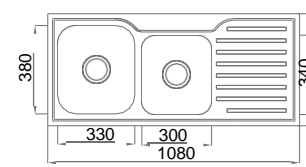
Minimum cabinet:	800mm
Thickness:	0.8mm
Tech:	Welding

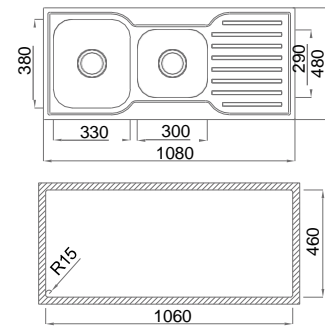
#### CONTAINER CAPACITY

	20GP	40GP	40HQ
1PC/CTN	202	435	513
5PC/CTN	523	1127	1328
PALLET	664	1431	1725

AVAILABLE ACCESSORIES ( see pages 144-145 )

- 1 2 3 4 5 6 7 10 11 13 14 15 16 17 18 21





### 2109S

1 3/4 Bowl with drainer

Overall dimension: 1080 x 480 x 180mm  
 Big bowl dimension: 330 x 380mm  
 Small bowl dimension: 290 x 300mm

#### TECHNICAL DATA

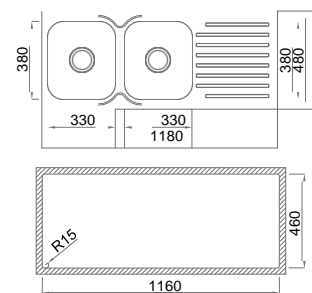
Minimum cabinet:	800mm
Thickness:	0.8mm
Tech:	Welding

#### CONTAINER CAPACITY

	20GP	40GP	40HQ
1PC/CTN	202	435	513
5PC/CTN	523	1127	1328
PALLET	664	1431	1725

AVAILABLE ACCESSORIES ( see pages 144-145 )

- [1](#) [2](#) [3](#) [4](#) [5](#) [6](#) [7](#) [10](#) [11](#) [13](#) [14](#) [15](#) [16](#) [17](#) [18](#) [19](#) [21](#)



### 2108S

Double bowl with drainer

Overall dimension: 1180 x 480 x 180mm  
 Bowl dimension: 330 x 380mm

#### TECHNICAL DATA

Minimum cabinet:	800mm
Thickness:	0.8mm
Tech:	Welding

#### CONTAINER CAPACITY

	20GP	40GP	40HQ
1PC/CTN	186	400	471
5PC/CTN	481	1035	1220
PALLET	589	1269	1529

AVAILABLE ACCESSORIES ( see pages 144-145 )

- [1](#) [2](#) [3](#) [4](#) [5](#) [6](#) [7](#) [10](#) [11](#) [13](#) [14](#) [15](#) [16](#) [17](#) [18](#) [21](#)





### 1145S

Single bowl with drainer

Overall dimension:780 x 480 x 180mm  
Bowl dimension:330 x 380mm

#### TECHNICAL DATA

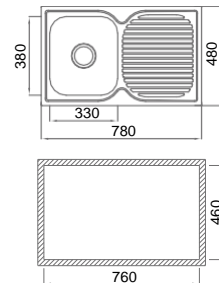
Minimum cabinet:	450mm
Thickness:	0.8mm
Tech:	Welding

#### CONTAINER CAPACITY

	20GP	40GP	40HQ
1PC/CTN	275	592	698
5PC/CTN	710	1535	1810
PALLET	902	1942	2341

AVAILABLE ACCESSORIES ( see pages 144-145 )

- [1](#) [2](#) [3](#) [4](#) [5](#) [6](#) [7](#) [8](#) [9](#) [12](#) [14](#) [15](#) [16](#) [17](#) [18](#) [21](#)



### 2124S

1&3/4 Bowl with drainer

Overall dimension:1080 x 480 x 180mm  
Big bowl dimension:330 x 380mm  
Small bowl dimension:300 x 290mm

#### TECHNICAL DATA

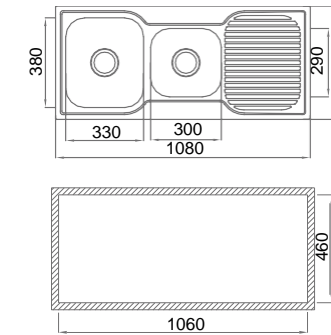
Minimum cabinet:	800mm
Thickness:	0.8mm
Tech:	Welding

#### CONTAINER CAPACITY

	20GP	40GP	40HQ
1PC/CTN	202	435	513
5PC/CTN	525	1130	1330
PALLET	664	1431	1725

AVAILABLE ACCESSORIES ( see pages 144-145 )

- [1](#) [2](#) [3](#) [4](#) [5](#) [6](#) [7](#) [10](#) [11](#) [13](#) [14](#) [15](#) [16](#) [17](#) [18](#) [19](#) [21](#)



### 2125S

1&1/2 Bowl with drainer

Overall dimension:980 x 480 x 180mm  
Big bowl dimension:330 x 380mm  
Small bowl dimension:200 x 300mm

#### TECHNICAL DATA

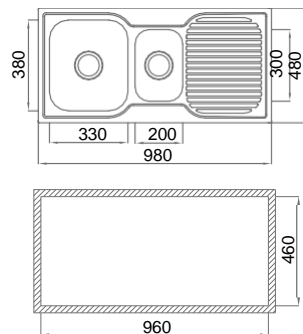
Minimum cabinet:	800mm
Thickness:	0.8mm
Tech:	Welding

#### CONTAINER CAPACITY

	20GP	40GP	40HQ
1PC/CTN	222	477	562
5PC/CTN	575	1235	1460
PALLET	728	1569	1891

AVAILABLE ACCESSORIES ( see pages 144-145 )

- [1](#) [2](#) [3](#) [4](#) [5](#) [6](#) [7](#) [10](#) [11](#) [13](#) [14](#) [15](#) [16](#) [17](#) [18](#) [21](#)



### 2126S

Double bowl with drainer

Overall dimension:1180 x 480 x 180mm  
Bowl dimension:330 x 380mm

#### TECHNICAL DATA

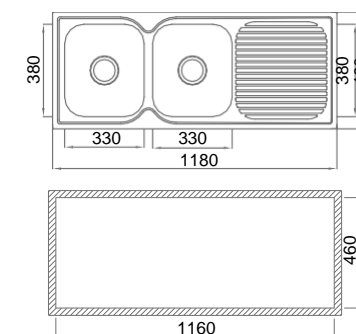
Minimum cabinet:	800mm
Thickness:	0.8mm
Tech:	Welding

#### CONTAINER CAPACITY

	20GP	40GP	40HQ
1PC/CTN	186	400	471
5PC/CTN	480	1035	1220
PALLET	589	1269	1529

AVAILABLE ACCESSORIES ( see pages 144-145 )

- [1](#) [2](#) [3](#) [4](#) [5](#) [6](#) [7](#) [10](#) [11](#) [13](#) [14](#) [15](#) [16](#) [17](#) [18](#) [21](#)







### 1044S

Single bowl with drainer

Overall dimension:760 x 435 x 180mm  
Bowl dimension:355 x 355mm

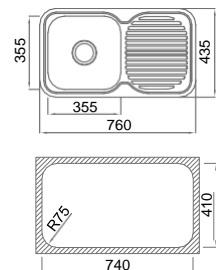
TECHNICAL DATA	
Minimum cabinet:	450mm
Thickness:	0.8mm
Tech:	Welding

#### CONTAINER CAPACITY

	20GP	40GP	40HQ
1PC/CTN	308	663	781
5PC/CTN	800	1720	2025
PALLET	1008	2170	2617

AVAILABLE ACCESSORIES ( see pages 144-145 )

- [1](#) [2](#) [3](#) [4](#) [5](#) [6](#) [7](#) [8](#) [9](#) [12](#) [14](#) [15](#) [16](#)



### 1051S

Single bowl with drainer

Overall dimension:780 x 480 x 180mm  
Bowl dimension:330 x 380mm

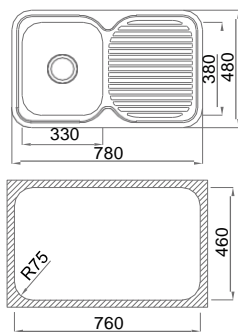
TECHNICAL DATA	
Minimum cabinet:	450mm
Thickness:	0.8mm
Tech:	Welding

#### CONTAINER CAPACITY

	20GP	40GP	40HQ
1PC/CTN	275	592	698
5PC/CTN	710	1535	1810
PALLET	902	1942	2341

AVAILABLE ACCESSORIES ( see pages 144-145 )

- [1](#) [2](#) [3](#) [4](#) [5](#) [6](#) [7](#) [8](#) [9](#) [12](#) [14](#) [15](#) [16](#) [17](#) [18](#) [21](#)



### 2019S

Double bowl sink

Overall dimension:780 x 480 x 180mm  
Bowl dimension:330 x 380mm

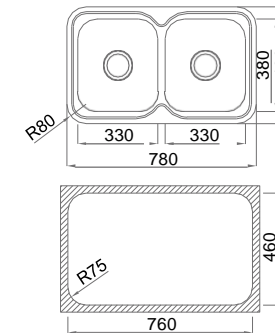
TECHNICAL DATA	
Minimum cabinet:	900mm
Thickness:	0.8mm
Tech:	Welding

#### CONTAINER CAPACITY

	20GP	40GP	40HQ
1PC/CTN	281	606	714
5PC/CTN	715	1535	1805
PALLET	902	1942	2341

AVAILABLE ACCESSORIES ( see pages 144-145 )

- [1](#) [2](#) [3](#) [4](#) [5](#) [6](#) [7](#) [10](#) [11](#) [13](#) [14](#) [15](#) [16](#) [17](#) [18](#) [21](#)



### 3002S

Triple bowl sink

Overall dimension:980 x 480 x 180mm  
Big bowl dimension:330 x 380mm  
Small Bowl dimension:155 x 300mm

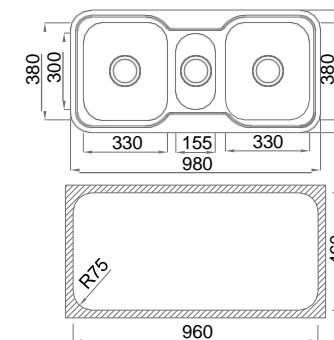
TECHNICAL DATA	
Minimum cabinet:	1100mm
Thickness:	0.8mm
Tech:	Welding

#### CONTAINER CAPACITY

	20GP	40GP	40HQ
1PC/CTN	222	477	562
5PC/CTN	575	1240	1460
PALLET	728	1569	1891

AVAILABLE ACCESSORIES ( see pages 144-145 )

- [1](#) [2](#) [3](#) [4](#) [5](#) [6](#) [7](#) [14](#) [15](#) [16](#) [17](#) [18](#) [21](#)





### 1073S

Single bowl with double drainer

Overall dimension:1180 x 480 x 180mm  
Bowl dimension:380 x 330mm

#### TECHNICAL DATA

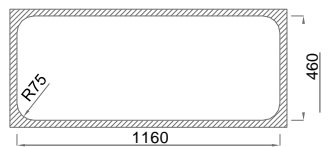
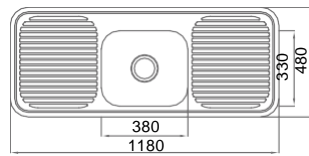
Minimum cabinet:	450mm
Thickness:	0.8mm
Tech:	Welding

#### CONTAINER CAPACITY

	20GP	40GP	40HQ
1PC/CTN	186	400	471
5PC/CTN	480	1035	1220
PALLET	611	1316	1586

AVAILABLE ACCESSORIES ( see pages 144-145 )

- [1](#) [2](#) [3](#) [4](#) [5](#) [6](#) [7](#) [8](#) [9](#) [12](#) [14](#) [15](#) [16](#) [17](#) [18](#) [21](#)



### 2027S

1&3/4 bowl with drainer

Overall dimension:1080 x 480 x 180mm  
Big bowl dimension:330 x 380mm  
Small bowl dimension:300 x 290mm

#### TECHNICAL DATA

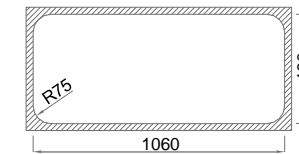
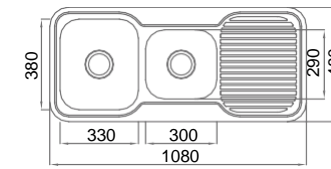
Minimum cabinet:	800mm
Thickness:	0.8mm
Tech:	Welding

#### CONTAINER CAPACITY

	20GP	40GP	40HQ
1PC/CTN	202	435	513
5PC/CTN	525	1130	1330
PALLET	664	1431	1725

AVAILABLE ACCESSORIES ( see pages 144-145 )

- [1](#) [2](#) [3](#) [4](#) [5](#) [6](#) [7](#) [10](#) [11](#) [13](#) [14](#) [15](#) [16](#) [17](#) [18](#) [19](#) [21](#)



### 2049S

1&1/2 Bowl with drainer

Overall dimension:980 x 480 x 180mm  
Big bowl dimension:330 x 380mm  
Small bowl dimension:200 x 300mm

#### TECHNICAL DATA

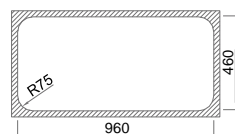
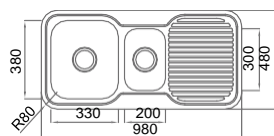
Minimum cabinet:	800mm
Thickness:	0.8mm
Tech:	Welding

#### CONTAINER CAPACITY

	20GP	40GP	40HQ
1PC/CTN	222	477	562
5PC/CTN	575	1235	1460
PALLET	728	1569	1891

AVAILABLE ACCESSORIES ( see pages 144-145 )

- [1](#) [2](#) [3](#) [4](#) [5](#) [6](#) [7](#) [10](#) [11](#) [13](#) [14](#) [15](#) [16](#) [17](#) [18](#) [21](#)



### 2036S

Double bowl with drainer

Overall dimension:1180 x 480 x 180mm  
Bowl dimension:330 x 380mm

#### TECHNICAL DATA

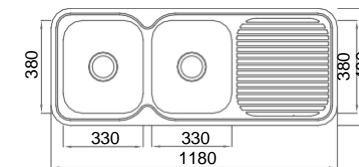
Minimum cabinet:	800mm
Thickness:	0.8mm
Tech:	Welding

#### CONTAINER CAPACITY

	20GP	40GP	40HQ
1PC/CTN	186	400	471
5PC/CTN	480	1035	1220
PALLET	589	1269	1529

AVAILABLE ACCESSORIES ( see pages 144-145 )

- [1](#) [2](#) [3](#) [4](#) [5](#) [6](#) [7](#) [10](#) [11](#) [13](#) [14](#) [15](#) [16](#) [17](#) [18](#) [21](#)



Aussie style sink range aussie style range 2



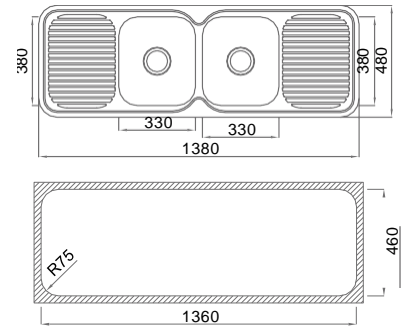
800  
Base



Topmount



R80



## 2068S

Double bowl with double drainer

Overall dimension: 1380 x 480 x 180mm

Bowl dimension: 330 x 380mm

### TECHNICAL DATA

Minimum cabinet: 800mm

Thickness: 0.8mm

Tech: Welding

### CONTAINER CAPACITY

	20GP	40GP	40HQ
1PC/CTN	160	344	405
5PC/CTN	413	890	1049
PALLET	526	1133	1366

AVAILABLE ACCESSORIES ( see pages 144-145 )

1 2 3 4 5 6 7 10 11 13 14 15 16 17 18  
21







### 1045S

Single bowl with drainer

Overall dimension:760 x 435 x 180mm  
Bowl dimension:355 x 355mm

#### TECHNICAL DATA

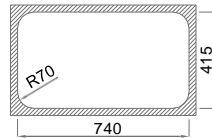
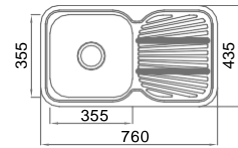
Minimum cabinet: 450mm  
Thickness: 0.8mm  
Tech: Welding

#### CONTAINER CAPACITY

	20GP	40GP	40HQ
1PC/CTN	315	679	800
5PC/CTN	810	1740	2050
PALLET	1008	2170	2617

AVAILABLE ACCESSORIES ( see pages 144-145 )

- [1](#) [2](#) [3](#) [4](#) [5](#) [6](#) [7](#) [8](#) [9](#) [12](#) [14](#) [15](#) [16](#)



### 2051S

1&1/2 Bowl with drainer

Overall dimension:980 x 480 x 180mm  
Big bowl dimension:330 x 380mm  
Small bowl dimension:200 x 300mm

#### TECHNICAL DATA

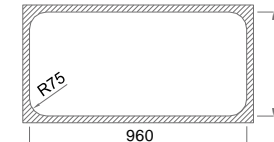
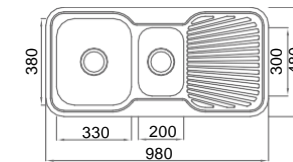
Minimum cabinet: 800mm  
Thickness: 0.8mm  
Tech: Welding

#### CONTAINER CAPACITY

	20GP	40GP	40HQ
1PC/CTN	222	477	562
5PC/CTN	575	1240	1460
PALLET	728	1569	1891

AVAILABLE ACCESSORIES ( see pages 144-145 )

- [1](#) [2](#) [3](#) [4](#) [5](#) [6](#) [7](#) [10](#) [11](#) [13](#) [14](#) [15](#) [16](#) [17](#) [18](#) [21](#)



### 1053S

Single bowl with drainer

Overall dimension:780 x 480 x 180mm  
Bowl dimension:330 x 380mm

#### TECHNICAL DATA

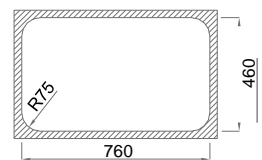
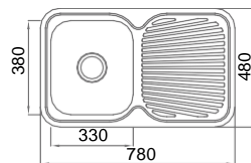
Minimum cabinet: 450mm  
Thickness: 0.8mm  
Tech: Welding

#### CONTAINER CAPACITY

	20GP	40GP	40HQ
1PC/CTN	267	574	677
5PC/CTN	721	1552	1830
PALLET	902	1942	2341

AVAILABLE ACCESSORIES ( see pages 144-145 )

- [1](#) [2](#) [3](#) [4](#) [5](#) [6](#) [7](#) [8](#) [9](#) [12](#) [14](#) [15](#) [16](#) [17](#) [18](#) [21](#)



### 2029S

1&3/4 Bowl with drainer

Overall dimension:1080 x 480 x 180mm  
Big bowl dimension:330 x 380mm  
Small bowl dimension:300 x 290mm

#### TECHNICAL DATA

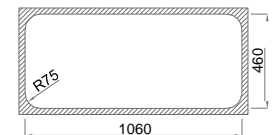
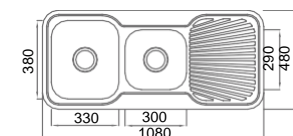
Minimum cabinet: 800mm  
Thickness: 0.8mm  
Tech: Welding

#### CONTAINER CAPACITY

	20GP	40GP	40HQ
1PC/CTN	202	435	513
5PC/CTN	525	1130	1330
PALLET	664	1431	1725

AVAILABLE ACCESSORIES ( see pages 144-145 )

- [1](#) [2](#) [3](#) [4](#) [5](#) [6](#) [7](#) [10](#) [11](#) [13](#) [14](#) [15](#) [16](#) [17](#) [18](#) [19](#) [21](#)





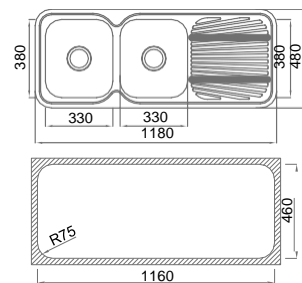
800  
Base



Topmount



R80



## 2038S

Double bowl with drainer

Overall dimension: 1180 x 480 x 180mm  
Bowl dimension: 330 x 380mm

### TECHNICAL DATA

Minimum cabinet:	800mm
Thickness:	0.8mm
Tech:	Welding

### CONTAINER CAPACITY

	20GP	40GP	40HQ
1PC/CTN	186	400	471
5PC/CTN	480	1035	1220
PALLET	589	1269	1529

AVAILABLE ACCESSORIES ( see pages 144-145 )

[1](#) [2](#) [3](#) [4](#) [5](#) [6](#) [7](#) [10](#) [11](#) [13](#) [14](#) [15](#) [16](#) [17](#) [18](#) [21](#)



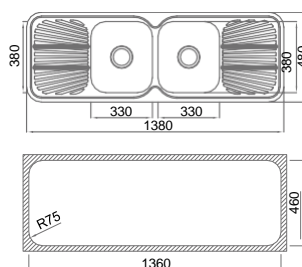
800  
Base



Topmount



R80



## 2070S

Double bowl with double drainer

Overall dimension: 1380 x 480 x 180mm  
Bowl dimension: 330 x 380mm

### TECHNICAL DATA

Minimum cabinet:	800mm
Thickness:	0.8mm
Tech:	Welding

### CONTAINER CAPACITY

	20GP	40GP	40HQ
1PC/CTN	160	344	405
5PC/CTN	413	890	1049
PALLET	526	1133	1366

AVAILABLE ACCESSORIES ( see pages 144-145 )

[1](#) [2](#) [3](#) [4](#) [5](#) [6](#) [7](#) [10](#) [11](#) [13](#) [14](#) [15](#) [16](#) [21](#)





### 1062S

Single bowl with drainer

Overall dimension: 820 x 500 x 180mm  
Bowl dimension: 355 x 410mm

#### TECHNICAL DATA

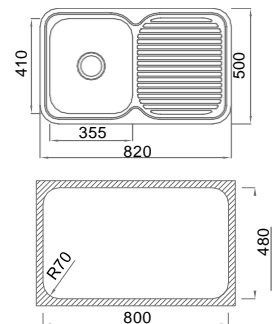
Minimum cabinet: 450mm  
Thickness: 0.8mm  
Tech: Welding

#### CONTAINER CAPACITY

	20GP	40GP	40HQ
1PC/CTN	253	544	642
5PC/CTN	655	1410	1660
PALLET	849	1829	2205

AVAILABLE ACCESSORIES ( see pages 144-145 )

[1](#) [2](#) [3](#) [4](#) [5](#) [6](#) [7](#) [8](#) [9](#) [12](#) [14](#) [15](#) [16](#)



### 2012S

Double bowl sink

Overall dimension: 820 x 500 x 180mm  
Bowl dimension: 355 x 410mm

#### TECHNICAL DATA


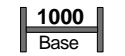
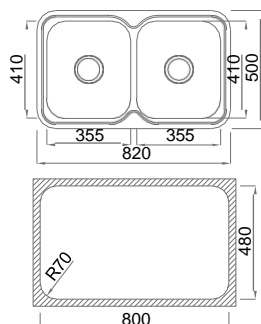
Minimum cabinet: 900mm  
Thickness: 0.8mm  
Tech: Welding

#### CONTAINER CAPACITY

	20GP	40GP	40HQ
1PC/CTN	253	544	642
5PC/CTN	655	1410	1665
PALLET	830	1788	2155

AVAILABLE ACCESSORIES ( see pages 144-145 )

[1](#) [2](#) [3](#) [4](#) [5](#) [6](#) [7](#) [10](#) [11](#) [13](#) [14](#) [15](#) [16](#)



### 2014S

Double bowl sink

Overall dimension: 880 x 480 x 225mm  
Big bowl dimension: 480 x 380 mm  
Small bowl dimension: 277 x 342 mm

#### TECHNICAL DATA

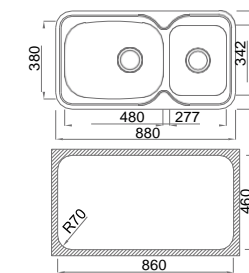
Minimum cabinet: 1000mm  
Thickness: 0.8mm  
Tech: Welding

#### CONTAINER CAPACITY

	20GP	40GP	40HQ
1PC/CTN	200	425	500
5PC/CTN	525	1135	1340
PALLET	600	1200	1420

AVAILABLE ACCESSORIES ( see pages 144-145 )

[1](#) [2](#) [3](#) [4](#) [5](#) [6](#) [7](#) [10](#) [11](#) [13](#) [14](#) [15](#) [16](#)



### 3001S

Triple bowl sink

Overall dimension: 1080 x 500 x 180mm  
Big bowl dimension: 355 x 410mm  
Small Bowl dimension: 200 x 300mm

#### TECHNICAL DATA

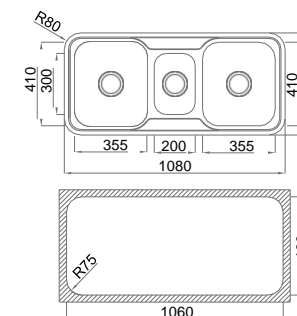
Minimum cabinet: 1100mm  
Thickness: 0.8mm  
Tech: Welding

#### CONTAINER CAPACITY

	20GP	40GP	40HQ
1PC/CTN	189	408	481
5PC/CTN	504	1086	1280
PALLET	641	1380	1664

AVAILABLE ACCESSORIES ( see pages 144-145 )

[1](#) [2](#) [3](#) [4](#) [5](#) [6](#) [7](#) [14](#) [15](#) [16](#)







### 2054S

1&1/2 Bowl with drainer

Overall dimension:1010 x 500 x 180mm  
Big bowl dimension:410 x 355mm  
Small bowl dimension:300 x 200mm

#### TECHNICAL DATA


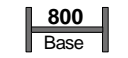
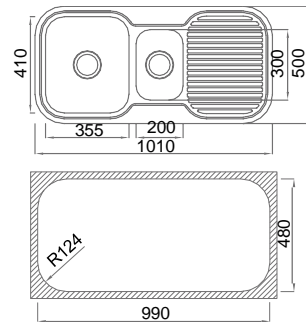
Minimum cabinet: 700mm  
Thickness: 0.8mm  
Tech: Welding

#### CONTAINER CAPACITY

	20GP	40GP	40HQ
1PC/CTN	205	450	530
5PC/CTN	510	1000	1250
PALLET	550	1100	1320

AVAILABLE ACCESSORIES ( see pages 144-145 )

- [1](#) [2](#) [3](#) [4](#) [5](#) [6](#) [7](#) [10](#) [11](#) [13](#) [14](#) [15](#) [16](#)



### 2072S

Double bowl with double drainer

Overall dimension:1500 x 500 x 180mm  
Bowl dimension:355 x 410mm

#### TECHNICAL DATA

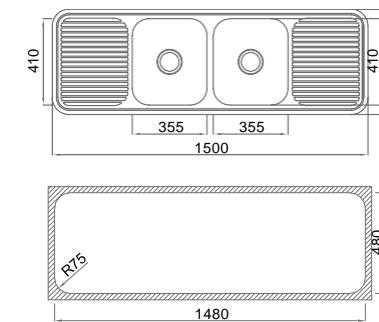
Minimum cabinet: 800mm  
Thickness: 0.8mm  
Tech: Welding

#### CONTAINER CAPACITY

	20GP	40GP	40HQ
1PC/CTN	142	306	360
5PC/CTN	367	791	933
PALLET	406	1008	1216

AVAILABLE ACCESSORIES ( see pages 144-145 )

- [1](#) [2](#) [3](#) [4](#) [5](#) [6](#) [7](#) [10](#) [11](#) [13](#) [14](#) [15](#) [16](#)



### 2022S

Double bowl with drainer

Overall dimension:1200 x 500 x 180mm  
Bowl dimension:355 x 410mm

#### TECHNICAL DATA

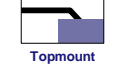
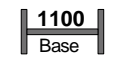
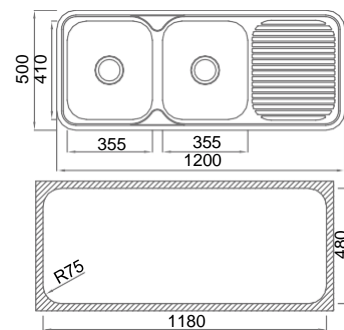
Minimum cabinet: 900mm  
Thickness: 0.8mm  
Tech: Welding

#### CONTAINER CAPACITY

	20GP	40GP	40HQ
1PC/CTN	176	379	447
5PC/CTN	456	981	1157
PALLET	580	1248	1505

AVAILABLE ACCESSORIES ( see pages 144-145 )

- [1](#) [2](#) [3](#) [4](#) [5](#) [6](#) [7](#) [10](#) [11](#) [13](#) [14](#) [15](#) [16](#)



### 3004S

Triple bowl with drainer

Overall dimension:1320 x 500 x 180mm  
Big Bowl dimension:355 x 410 mm  
Small bowl dimension:155 x 300 mm

#### TECHNICAL DATA

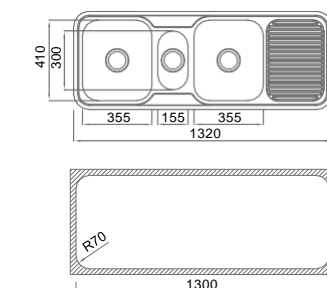
Minimum cabinet: 1100mm  
Thickness: 0.8mm  
Tech: Welding

#### CONTAINER CAPACITY

	20GP	40GP	40HQ
1PC/CTN	160	346	407
5PC/CTN	415	895	1055
PALLET	530	1140	1375

AVAILABLE ACCESSORIES ( see pages 144-145 )

- [1](#) [2](#) [3](#) [4](#) [5](#) [6](#) [7](#) [10](#) [11](#) [13](#) [14](#) [15](#) [16](#)





### 1063S

Single bowl with drainer

Overall dimension: 820 x 500 x 180mm  
Bowl dimension: 355 x 410mm

#### TECHNICAL DATA

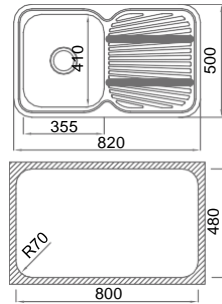
Minimum cabinet:	450mm
Thickness:	0.8mm
Tech:	Welding

#### CONTAINER CAPACITY

	20GP	40GP	40HQ
1PC/CTN	253	544	642
5PC/CTN	655	1410	1660
PALLET	849	1829	2205

AVAILABLE ACCESSORIES ( see pages 144-145 )

- [1](#) [2](#) [3](#) [4](#) [5](#) [6](#) [7](#) [8](#) [9](#) [12](#) [14](#) [15](#) [16](#)



### 2073S

Double bowl with double drainer

Overall dimension: 1500 x 500 x 180mm  
Bowl dimension: 355 x 410mm

#### TECHNICAL DATA

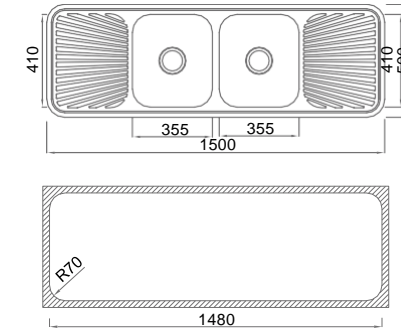
Minimum cabinet:	800mm
Thickness:	0.8mm
Tech:	Welding

#### CONTAINER CAPACITY

	20GP	40GP	40HQ
1PC/CTN	142	306	360
5PC/CTN	367	791	933
PALLET	468	1008	1216

AVAILABLE ACCESSORIES ( see pages 144-145 )

- [1](#) [2](#) [3](#) [4](#) [5](#) [6](#) [7](#) [10](#) [11](#) [13](#) [14](#) [15](#) [16](#)



### 2059S

1&1/2 Bowl with drainer

Overall dimension: 1080 x 500 x 180mm  
Big bowl dimension: 335 x 410mm  
Small bowl dimension: 200 x 300 mm

#### TECHNICAL DATA

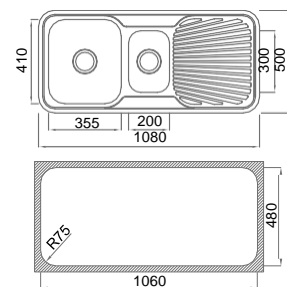
Minimum cabinet:	800mm
Thickness:	0.8mm
Tech:	Welding

#### CONTAINER CAPACITY

	20GP	40GP	40HQ
1PC/CTN	147	317	374
5PC/CTN	450	960	1140
PALLET	500	1020	1220

AVAILABLE ACCESSORIES ( see pages 144-145 )

- [1](#) [2](#) [3](#) [4](#) [5](#) [6](#) [7](#) [10](#) [11](#) [13](#) [14](#) [15](#) [16](#)



### 3005S

Triple bowl with drainer

Overall dimension: 1500 x 500 x 180mm  
Big Bowl dimension: 355 x 410mm  
Small bowl dimension: 155 x 300mm

#### TECHNICAL DATA

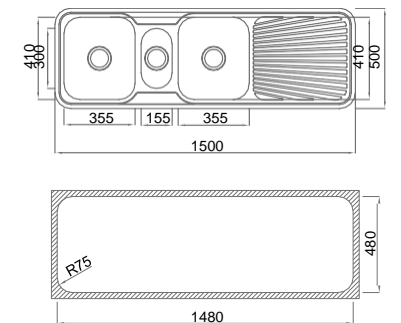
Minimum cabinet:	1100mm
Thickness:	0.8mm
Tech:	Welding

#### CONTAINER CAPACITY

	20GP	40GP	40HQ
1PC/CTN	142	306	360
5PC/CTN	370	790	935
PALLET	468	1008	1216

AVAILABLE ACCESSORIES ( see pages 144-145 )

- [1](#) [2](#) [3](#) [4](#) [5](#) [6](#) [7](#) [14](#) [15](#) [16](#)









KITCHEN ACCESSORIES

KITCHEN ACCESSORIES


- 1**




**A3**  
Basket Waste
- 2**




**A4**  
Basket Waste
- 3**




**B3**  
Basket Waste
- 4**




**B4**  
Basket Waste
- 5**




**A1**  
Basket Waste
- 6**




**A2A**  
Basket Waste
- 7**




**C6D**  
Basket Waste
- 8**




**5501P**  
Plastic Pipe
- 9**




**5502P**  
Plastic Pipe
- 10**



**5504P**  
Plastic Pipe
- 11**




**5505P**  
Plastic Pipe
- 12**




**5511P**  
Plastic Pipe


- 13**




**5512P**  
Plastic Pipe
- 14**




**PD18**  
Soap Dispenser
- 15**




**PD19**  
Soap Dispenser
- 16**




**P3305**  
Soap Dispenser
- 17**




**Chopping board5301Q**  
Dim:397 x 347 x 25mm
- 18**



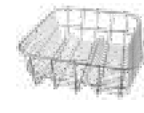
**S/S colander5004L**  
Dim:315 x 307 x 100mm
- 19**



**S/S colander5002L**  
Dim:316 x 178 x 90mm
- 20**



**SUS 304Tray5037L**  
Dim:322 x 440 x 15mm
- 21**

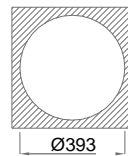
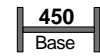


**5201X**  
Dim:366 x 316 x 152mm





**EUROPEAN  
STYLE WELDING  
SINK RANGE**



### 1139A

Single bowl sink

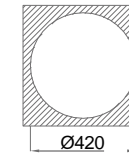
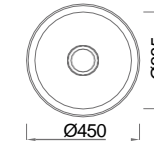
Overall dimension:  $\varnothing$ 425 x 180mm  
Bowl dimension:  $\varnothing$ 375 x 180mm

TECHNICAL DATA	
Minimum cabinet:	450mm
Thickness:	0.8mm
Tech:	Monoblock

#### CONTAINER CAPACITY

	20GP	40GP	40HQ
1PC/CTN	611	1317	1552
5PC/CTN	1420	3055	3600
PALLET	1703	3669	4423

AVAILABLE ACCESSORIES ( see pages 167 )



### 1011C

Single bowl sink

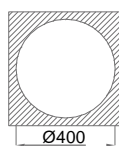
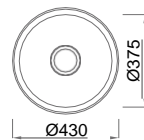
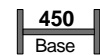
Overall dimension:  $\varnothing$ 450 x 180mm  
Bowl dimension:  $\varnothing$ 385 x 180mm

TECHNICAL DATA	
Minimum cabinet:	500mm
Thickness:	0.8mm
Tech:	Monoblock

#### CONTAINER CAPACITY

	20GP	40GP	40HQ
1PC/CTN	484	1042	1228
5PC/CTN	1255	2700	3180
PALLET	1572	3387	4083

AVAILABLE ACCESSORIES ( see pages 167 )



### 1012C

Single bowl sink

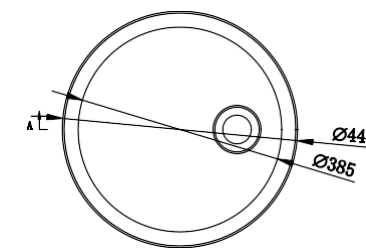
Overall dimension:  $\varnothing$ 430 x 180mm  
Bowl dimension:  $\varnothing$ 375 x 180mm

TECHNICAL DATA	
Minimum cabinet:	450mm
Thickness:	0.8mm
Tech:	Monoblock

#### CONTAINER CAPACITY

	20GP	40GP	40HQ
1PC/CTN	611	1317	1552
5PC/CTN	1420	3055	3600
PALLET	1703	3669	4423

AVAILABLE ACCESSORIES ( see pages 167 )



### 1013C

Round Tray

Overall dimension:  $\varnothing$ 450 x 48mm  
Bowl dimension:  $\varnothing$ 385 mm

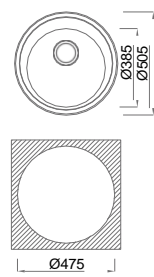
TECHNICAL DATA	
Minimum cabinet:	600mm
Thickness:	0.8mm
Tech:	Monoblock

#### CONTAINER CAPACITY

	20GP	40GP	40HQ
40PC/CTN	10500	21500	25800

AVAILABLE ACCESSORIES ( see pages 167 )





### 1015C

Single bowl sink

Overall dimension:  $\phi$ 505 x 180mm

Bowl dimension:  $\phi$ 385 x 180mm

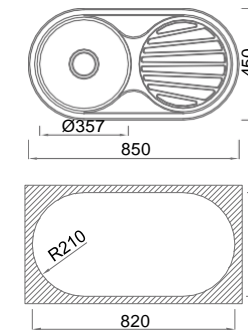
#### TECHNICAL DATA

Minimum cabinet:	600mm
Thickness:	0.8mm
Tech:	Monoblock

#### CONTAINER CAPACITY

	20GP	40GP	40HQ
1PC/CTN	458	986	1162
5PC/CTN	1160	2495	2940
PALLET	1281	2759	3327

AVAILABLE ACCESSORIES ( see pages 167 )



### 1041C

single bowl with drainer

Overall dimension: 850 x 450 x 180mm

Bowl dimension:  $\phi$ 357mm x 180mm

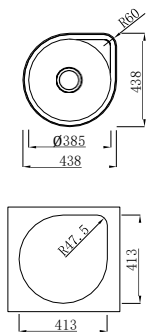
#### TECHNICAL DATA

Minimum cabinet:	450mm
Thickness:	0.8mm
Tech:	Welding

#### CONTAINER CAPACITY

	20GP	40GP	40HQ
1PC/CTN	293	631	744
5PC/CTN	750	1620	1905
PALLET	881	1898	2288

AVAILABLE ACCESSORIES ( see pages 167 )



### 1148C

Single bowl sink

Overall dimension:  $\phi$ 438 x 195mm

Bowl dimension:  $\phi$ 385

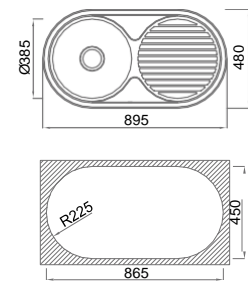
#### TECHNICAL DATA

Minimum cabinet:	500mm
Thickness:	0.8mm
Tech:	Monoblock

#### CONTAINER CAPACITY

	20GP	40GP	40HQ
1PC/CTN	463	978	1150
5PC/CTN	1081	2328	2744
PALLET	1517	3268	3851

AVAILABLE ACCESSORIES ( see pages 167 )



### 1039C

single bowl with drainer

Overall dimension: 895 x 480 x 180mm

Bowl dimension:  $\phi$ 385mm x 180mm

#### TECHNICAL DATA

Minimum cabinet:	500mm
Thickness:	0.8mm
Tech:	Welding

#### CONTAINER CAPACITY

	20GP	40GP	40HQ
1PC/CTN	260	561	661
5PC/CTN	680	1470	1730
PALLET	793	1708	2059

AVAILABLE ACCESSORIES ( see pages 167 )







### 1042C

single bowl with drainer

Overall dimension:  $\phi$ 900 x 470 x 165mm  
Bowl dimension:  $\phi$ 375 mm

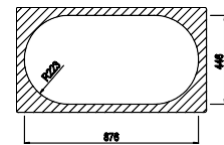
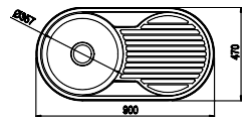
#### TECHNICAL DATA

Minimum cabinet:	1000mm
Thickness:	0.8mm
Tech:	Monoblock

#### CONTAINER CAPACITY

	20GP	40GP	40HQ
1PC/CTN	280	600	700
5PC/CTN	600	1200	1400
PALLET	864	1800	2100

AVAILABLE ACCESSORIES ( see pages 167 )



### 2006C

Double bowl sink

Overall dimension: 850 x 450 x 180mm  
Bowl dimension:  $\phi$ 357mm x 180mm


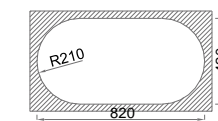
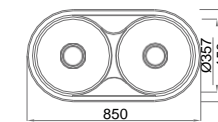
#### TECHNICAL DATA

Minimum cabinet:	900mm
Thickness:	0.8mm
Tech:	Welding

#### CONTAINER CAPACITY

	20GP	40GP	40HQ
1PC/CTN	286	617	727
5PC/CTN	745	1595	1885
PALLET	881	1898	2288

AVAILABLE ACCESSORIES ( see pages 167 )



### 1172S

single bowl with drainer

Overall dimension:  $\phi$ 900 x 480 x 180mm  
Bowl dimension:  $\phi$ 385mm

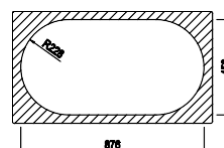
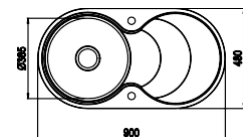
#### TECHNICAL DATA

Minimum cabinet:	1000mm
Thickness:	0.8mm
Tech:	Monoblock

#### CONTAINER CAPACITY

	20GP	40GP	40HQ
5PC/CTN	546	1176	1386
PALLET	1260	2800	2520

AVAILABLE ACCESSORIES ( see pages 167 )



### 2005C

Double bowl sink

Overall dimension: 895 x 480 x 180mm  
Bowl dimension:  $\phi$ 385mm x 180mm

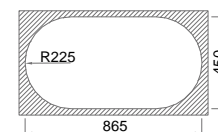
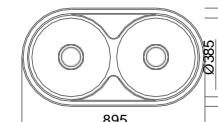
#### TECHNICAL DATA

Minimum cabinet:	1000mm
Thickness:	0.8mm
Tech:	Welding

#### CONTAINER CAPACITY

	20GP	40GP	40HQ
1PC/CTN	256	552	651
5PC/CTN	665	1430	1685
PALLET	793	1708	2059

AVAILABLE ACCESSORIES ( see pages 167 )



European style welding sink range round sink range



### 2066C

Double bowl with drainer

Overall dimension: 1230 x 480 x 180mm  
Bowl dimension:  $\phi$ 385mm x 180mm

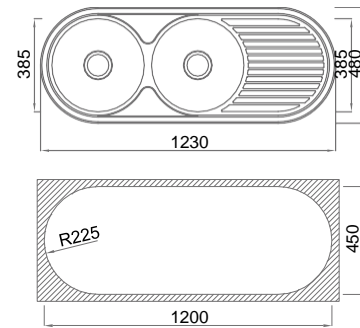
#### TECHNICAL DATA

Minimum cabinet:	900mm
Thickness:	0.8mm
Tech:	Welding

#### CONTAINER CAPACITY

	20GP	40GP	40HQ
1PC/CTN	190	409	482
5PC/CTN	492	1060	1250
PALLET	587	1265	1525

AVAILABLE ACCESSORIES ( see pages 167 )



European style welding sink range special design range



### 2011C

Double bowl sink

Overall dimension: 630 x 505 x 180mm  
Big bowl dimension: 350 x 416mm  
Small bowl dimension: 155 x 300mm

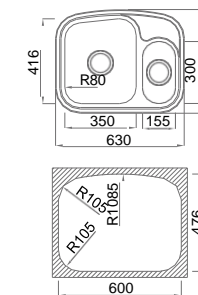
#### TECHNICAL DATA

Minimum cabinet:	700mm
Thickness:	0.8mm
Tech:	Welding

#### CONTAINER CAPACITY

	20GP	40GP	40HQ
1PC/CTN	325	705	835
5PC/CTN	830	1788	2107
PALLET	1047	2256	2719

AVAILABLE ACCESSORIES ( see pages 167 )



### 2058C

1 & 1/2 Bowl with drainer

Overall dimension: 1000 x 505 x 180mm  
Big bowl dimension: 350 x 416mm  
Small bowl dimension: 155 x 300mm

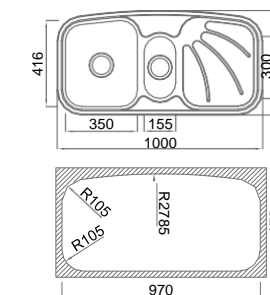
#### TECHNICAL DATA

Minimum cabinet:	800mm
Thickness:	0.8mm
Tech:	Welding

#### CONTAINER CAPACITY

	20GP	40GP	40HQ
1PC/CTN	209	451	532
5PC/CTN	542	1168	1377
PALLET	683	1471	1773

AVAILABLE ACCESSORIES ( see pages 167 )





### 2041C

1&3/4 Bowl with drainer

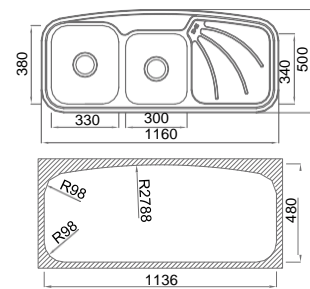
Overall dimension: 1160 x 500 x 180mm  
 Big bowl dimension: 330 x 380mm  
 Small bowl dimension: 300 x 340mm

TECHNICAL DATA	
Minimum cabinet:	900mm
Thickness:	0.8mm
Tech:	Welding

#### CONTAINER CAPACITY

	20GP	40GP	40HQ
1PC/CTN	170	366	431
5PC/CTN	449	967	1140
PALLET	599	1289	1555

AVAILABLE ACCESSORIES ( see pages 167 )



### 2077C

Double bowl with double drainer

Overall dimension: 965 x 505 x 180mm  
 Big bowl dimension: 350 x 416mm  
 Small bowl dimension: 155 x 300mm

TECHNICAL DATA	
Minimum cabinet:	1000mm
Thickness:	0.8mm
Tech:	Welding

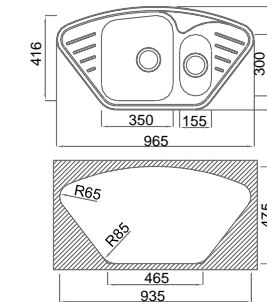
#### AVAILABLE ACCESSORIES



#### CONTAINER CAPACITY

	20GP	40GP	40HQ
1PC/CTN	200	431	508
5PC/CTN	524	1129	1331

AVAILABLE ACCESSORIES ( see pages 167 )



### 3003C

Triple bowl sink

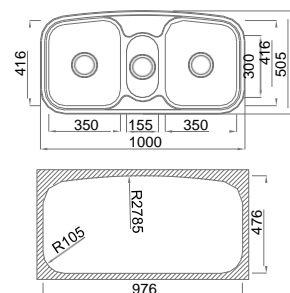
Overall dimension: 1000 x 505 x 180mm  
 Big bowl dimension: 350 x 416mm  
 Small Bowl dimension: 155 x 300mm

TECHNICAL DATA	
Minimum cabinet:	1100mm
Thickness:	0.8mm
Tech:	Welding

#### CONTAINER CAPACITY

	20GP	40GP	40HQ
1PC/CTN	209	451	532
5PC/CTN	525	1130	1330
PALLET	685	1470	1775

AVAILABLE ACCESSORIES ( see pages 167 )



### 2021C

1&1/2 Bowl with drainer

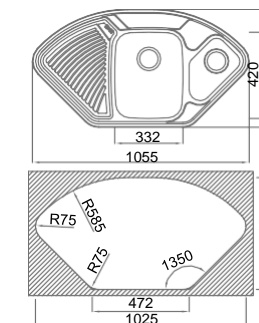
Overall dimension: 1055 x 575 x 180mm  
 Bowl dimension: 332 x 420mm

TECHNICAL DATA	
Minimum cabinet:	800mm
Thickness:	0.8mm
Tech:	Welding

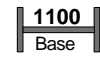
#### CONTAINER CAPACITY

	20GP	40GP	40HQ
1PC/CTN	160	345	407
5PC/CTN	433	933	1100

AVAILABLE ACCESSORIES ( see pages 167 )







### 1174S

Single bowl with drainer


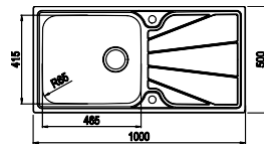
Overall dimension:1000 x 500 x 215mm  
Bowl dimension:465 x 415mm

TECHNICAL DATA	
Minimum cabinet:	1100mm
Thickness:	0.8mm
Tech:	Welding

#### CONTAINER CAPACITY

	20GP	40GP	40HQ
5PC/CTN	423	911	1074
PALLET	576	1280	1360

AVAILABLE ACCESSORIES ( see pages 167 )



### 1065S

Single bowl with drainer

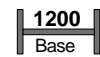
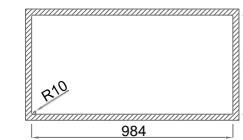
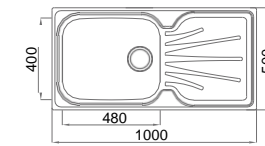
Overall dimension:1000 x 500 x 200mm  
Bowl dimension:480 x 400mm

TECHNICAL DATA	
Minimum cabinet:	600mm
Thickness:	0.8mm
Tech:	Welding

#### CONTAINER CAPACITY

	20GP	40GP	40HQ
1PC/CTN	192	413	486
5PC/CTN	460	990	1165
PALLET	689	1484	1789

AVAILABLE ACCESSORIES ( see pages 167 )



### 2148S

1&1/2 Bowl with drainer

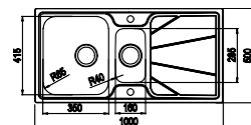
Overall dimension:1000 x 500 x 190mm  
Big bowl dimension:350 x 415mm  
Small bowl dimension:160 x 285mm

TECHNICAL DATA	
Minimum cabinet:	1200mm
Thickness:	0.8mm
Tech:	Welding

#### CONTAINER CAPACITY

	20GP	40GP	40HQ
1PC/CTN	444	956	1127
PALLET	612	1360	1360

AVAILABLE ACCESSORIES ( see pages 167 )



### 2079S

1&1/2 Bowl with drainer

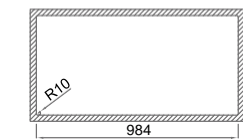
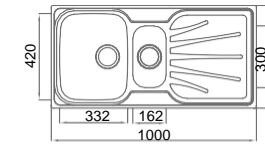
Overall dimension:1000 x 500 x 190mm  
Big bowl dimension:332 x 420mm  
Small bowl dimension:162 x 300mm

TECHNICAL DATA	
Minimum cabinet:	700mm
Thickness:	0.8mm
Tech:	Welding

#### CONTAINER CAPACITY

	20GP	40GP	40HQ
1PC/CTN	200	431	508
5PC/CTN	530	1141	1345
PALLET	689	1484	1789

AVAILABLE ACCESSORIES ( see pages 167 )



European style welding sink range drainer board range

1100  
Base

Topmount

R65



### 1156S

Single bowl with drainer

Overall dimension:1000 x 500 x 215mm  
Bowl dimension:465 x 415mm

#### TECHNICAL DATA

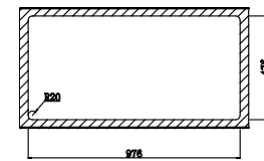
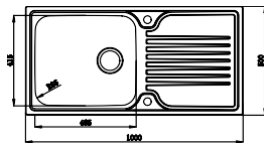
Minimum cabinet: 1100mm  
Thickness: 0.9mm  
Tech: Welding

#### CONTAINER CAPACITY

	20GP	40GP	40HQ
5PC/CTN	423	911	1074
PALLET	576	1280	1360

AVAILABLE ACCESSORIES ( see pages 167 )

1 2 3 4 5 6 7



1000  
Base

Topmount

R65



### 1157S

Single bowl with drainer

Overall dimension:860 x 500 x 195mm  
Bowl dimension:350 x 415mm

#### TECHNICAL DATA

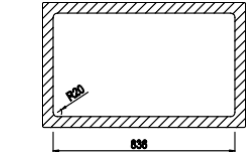
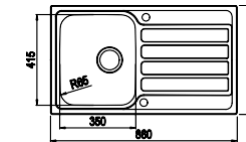
Minimum cabinet: 1000mm  
Thickness: 0.8mm  
Tech: Welding

#### CONTAINER CAPACITY

	20GP	40GP	40HQ
1PC/CTN	507	1092	1287
PALLET	648	1440	1560

AVAILABLE ACCESSORIES ( see pages 167 )

1 2 3 4 5 6 7



1100  
Base

Topmount

R65



### 2137S

1&1/2 Bowl with drainer

Overall dimension:1000 x 500 x 190mm  
Big bowl dimension:350 x 415mm  
Small bowl dimension:160 x 285mm

#### TECHNICAL DATA

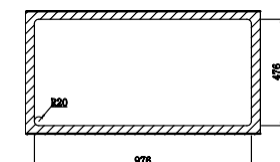
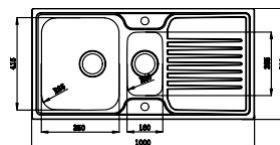
Minimum cabinet: 1100mm  
Thickness: 0.9mm  
Tech: Welding

#### CONTAINER CAPACITY

	20GP	40GP	40HQ
5PC/CTN	444	956	1127
PALLET	612	1360	1360

AVAILABLE ACCESSORIES ( see pages 167 )

1 2 3 4 5 6 7



1100  
Base

Topmount

R65



### 2138S

1&1/2 Bowl with drainer

Overall dimension:1000 x 500 x 195mm  
Big bowl dimension:350 x 415mm  
Small bowl dimension:160 x 285mm

#### TECHNICAL DATA

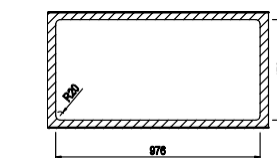
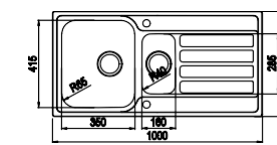
Minimum cabinet: 1100mm  
Thickness: 0.8mm  
Tech: Welding

#### CONTAINER CAPACITY

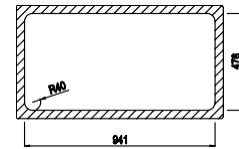
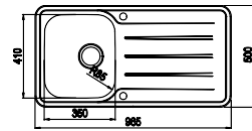
	20GP	40GP	40HQ
5PC/CTN	444	956	1127
PALLET	612	1360	1360

AVAILABLE ACCESSORIES ( see pages 167 )

1 2 3 4 5 6 7



European style welding sink range drainer board range



### 1155S

Single bowl with drainer

Overall dimension: 965 x 500 x 185mm  
Bowl dimension: 410 x 350mm

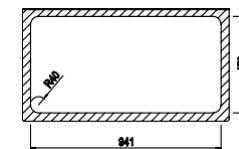
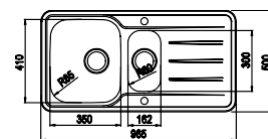
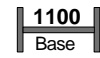
#### TECHNICAL DATA

Minimum cabinet:	1100mm
Thickness:	0.7mm
Tech:	Monoblock

#### CONTAINER CAPACITY

	20GP	40GP	40HQ
5PC/CTN	464	999	1178
PALLET	1224	2720	3080

AVAILABLE ACCESSORIES ( see pages 167 )



### 2136S

1 & 1/2 Bowl with drainer

Overall dimension: 965 x 500 x 185mm  
Big bowl dimension: 350 x 410mm  
Small bowl dimension: 163 x 302mm

#### TECHNICAL DATA

Minimum cabinet:	1100mm
Thickness:	0.7mm
Tech:	Welding

#### CONTAINER CAPACITY

	20GP	40GP	40HQ
5PC/CTN	464	999	1178
PALLET	612	1360	2960

AVAILABLE ACCESSORIES ( see pages 167 )



#### KITCHEN ACCESSORIES



1 A1 Basket Waste

2 A2A Basket Waste

3 A2E Basket Waste

4 A1E Basket Waste

5 PD18 Soap Dispenser

6 PD19 Soap Dispenser

7 P3305 Soap Dispenser

8 Chopping board 5303Q Dim: 397 x 347 x 25mm





**EUROPEAN STYLE  
ONE-PIECE SINK  
RANGE**



### 1163S

Single bowl with drainer


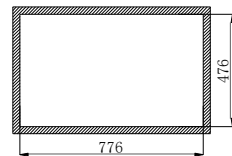
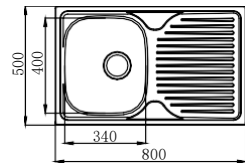
Overall dimension: **800 x 500 x 175mm**  
Bowl dimension: **340 x 400mm**

TECHNICAL DATA	
Minimum cabinet:	<b>450mm</b>
Thickness:	<b>0.6mm</b>
Tech:	Monoblock

#### CONTAINER CAPACITY

	20GP	40GP	40HQ
5PC/CTN	565	1217	1434
PALLET	1440	3200	3400

AVAILABLE ACCESSORIES ( see pages 191 )



### 2145S

1&1/2 Bowl with drainer

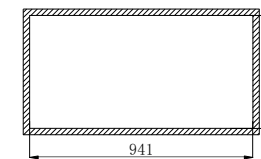
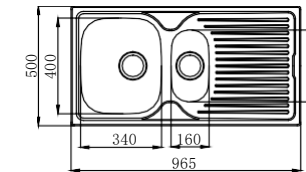
Overall dimension: **965 x 500 x 175mm**  
Big bowl dimension: **340 x 400 mm**  
Small bowl dimension: **160 x 300 mm**

TECHNICAL DATA	
Minimum cabinet:	<b>800mm</b>
Thickness:	<b>0.6mm</b>
Tech:	Monoblock

#### CONTAINER CAPACITY

	20GP	40GP	40HQ
5PC/CTN	473	1020	1202
PALLET	1260	2800	3080

AVAILABLE ACCESSORIES ( see pages 191 )



### 1164S

Single bowl with drainer


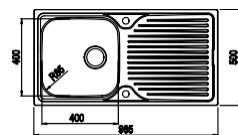
Overall dimension: **965 x 500 x 170mm**  
Bowl dimension: **400 x 400mm**

TECHNICAL DATA	
Minimum cabinet:	<b>1100mm</b>
Thickness:	<b>0.7mm</b>
Tech:	Monoblock

#### CONTAINER CAPACITY

	20GP	40GP	40HQ
5PC/CTN	473	1020	1202
PALLET	1260	2800	3080

AVAILABLE ACCESSORIES ( see pages 191 )



### 2129S

1&3/4 Bowl with drainer

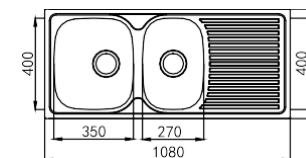
Overall dimension: **1080 x 480 x 175mm**  
Big bowl dimension: **350 x 400mm**  
Small bowl dimension: **270 x 400mm**

TECHNICAL DATA	
Minimum cabinet:	<b>800mm</b>
Thickness:	<b>0.7mm</b>
Tech:	Monoblock

#### CONTAINER CAPACITY

	20GP	40GP	40HQ
1PC/CTN	202	435	513
5PC/CTN	525	1130	1330
PALLET	664	1431	1725

AVAILABLE ACCESSORIES ( see pages 191 )



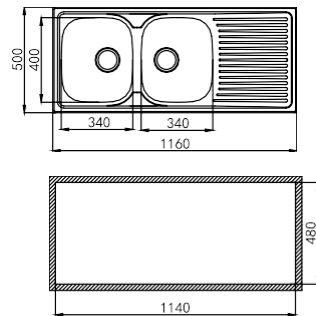


European style one-piece sink range 1

800  
Base

Topmount

R95



### 2157S

Double bowl with drainer

Overall dimension: **1160 x 500 x 175mm**  
 Big bowl dimension: **340 x 400mm**  
 Small bowl dimension: **340 x 400mm**

#### TECHNICAL DATA

Minimum cabinet: **800mm**  
 Thickness: **0.7mm**  
 Tech: Monoblock

#### CONTAINER CAPACITY

	20GP	40GP	40HQ
5PC/CTN	397	856	1009
PALLET	460	920	1040

AVAILABLE ACCESSORIES ( see pages 191 )

1 2 3 4 5 6 7







### 1159S

Single bowl with drainer

Overall dimension: **800 x 500 x 170mm**  
 Bowl dimension: **340 x 400mm**

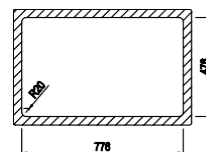
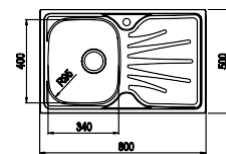
#### TECHNICAL DATA

Minimum cabinet: **1000mm**  
 Thickness: **0.7mm**  
 Tech: Monoblock

#### CONTAINER CAPACITY

	20GP	40GP	40HQ
5PC/CTN	565	1217	1434
PALLET	1440	3200	3400

AVAILABLE ACCESSORIES (see pages 191 )



### 2143S

1&1/2 Bowl with drainer

Overall dimension: **965 x 500 x 175mm**  
 Big bowl dimension: **340 x 400mm**  
 Small bowl dimension: **160 x 300mm**

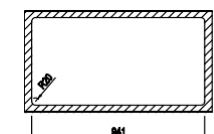
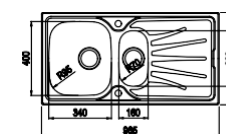
#### TECHNICAL DATA

Minimum cabinet: **1200mm**  
 Thickness: **0.7mm**  
 Tech: Monoblock

#### CONTAINER CAPACITY

	20GP	40GP	40HQ
5PC/CTN	473	1020	1202
PALLET	1260	2800	3080

AVAILABLE ACCESSORIES (see pages 191 )



### 1160S

Single bowl with drainer

Overall dimension: **965 x 500 x 170mm**  
 Bowl dimension: **400 x 400mm**

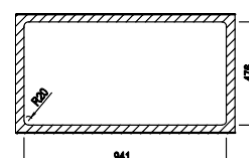
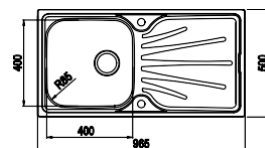
#### TECHNICAL DATA

Minimum cabinet: **1100mm**  
 Thickness: **0.7mm**  
 Tech: Monoblock

#### CONTAINER CAPACITY

	20GP	40GP	40HQ
5PC/CTN	473	1020	1202
PALLET	1260	2800	3080

AVAILABLE ACCESSORIES (see pages 191 )



### 2149S

Double bowl with drainer

Overall dimension: **1160 x 500 x 170mm**  
 Bowl dimension: **340 x 400mm**

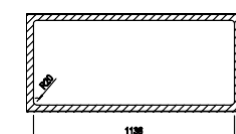
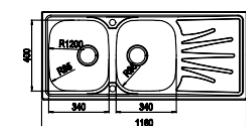
#### TECHNICAL DATA

Minimum cabinet: **1300mm**  
 Thickness: **0.8mm**  
 Tech: Monoblock

#### CONTAINER CAPACITY

	20GP	40GP	40HQ
5PC/CTN	397	856	1009
PALLET	900	2000	2800

AVAILABLE ACCESSORIES (see pages 191 )



1000  
Base

Topmount

R95



### 1165S

Single bowl with drainer

Overall dimension: **800 x 500 x 170mm**  
Bowl dimension: **340 x 400mm**

#### TECHNICAL DATA

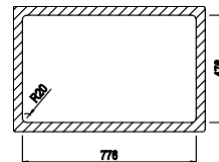
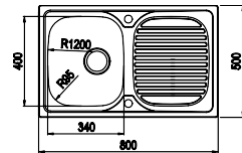
Minimum cabinet: **1000mm**  
Thickness: **0.7mm**  
Tech: Monoblock

#### CONTAINER CAPACITY

	20GP	40GP	40HQ
5PC/CTN	565	1217	1434
PALLET	1440	3200	3400

AVAILABLE ACCESSORIES ( see pages 191 )

1 2 3 4 5 6 7



1200  
Base

Topmount

R95



### 2141S

1&1/2 Bowl with drainer

Overall dimension: **965 x 500 x 170mm**  
Big bowl dimension: **340 x 400mm**  
Small bowl dimension: **160 x 300mm**

#### TECHNICAL DATA

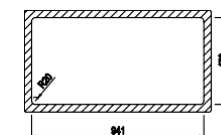
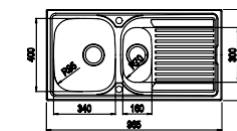
Minimum cabinet: **1200mm**  
Thickness: **0.7mm**  
Tech: Monoblock

#### CONTAINER CAPACITY

	20GP	40GP	40HQ
5PC/CTN	473	1020	1202
PALLET	1260	2800	3080

AVAILABLE ACCESSORIES ( see pages 191 )

1 2 3 4 5 6 7



1100  
Base

Topmount

R95



### 1167S

Single bowl with drainer

Overall dimension: **965 x 500 x 170mm**  
Bowl dimension: **340 x 400mm**

#### TECHNICAL DATA

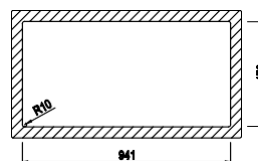
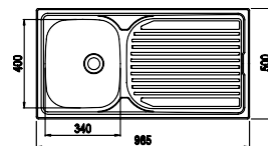
Minimum cabinet: **1100mm**  
Thickness: **0.7mm**  
Tech: Monoblock

#### CONTAINER CAPACITY

	20GP	40GP	40HQ
5PC/CTN	473	1020	1202
PALLET	1260	2800	3080

AVAILABLE ACCESSORIES ( see pages 191 )

1 2 3 4 5 6 7





### 1161S

Single bowl with drainer

Overall dimension: **800 x 500 x 175mm**  
Bowl dimension: **340 x 400mm**

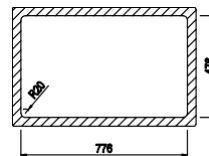
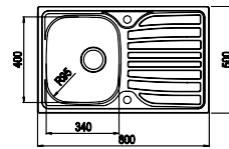
#### TECHNICAL DATA

Minimum cabinet: **1000mm**  
Thickness: **0.7mm**  
Tech: Monoblock

#### CONTAINER CAPACITY

	20GP	40GP	40HQ
5PC/CTN	565	1217	1434
PALLET	1440	3200	3400

AVAILABLE ACCESSORIES ( see pages 191 )



### 2144S

1 & 1/2 Bowl with drainer

Overall dimension: **965 x 500 x 170mm**  
Big bowl dimension: **340 x 400mm**  
Small bowl dimension: **160 x 300mm**

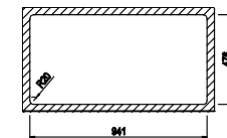
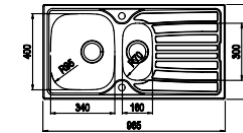
#### TECHNICAL DATA

Minimum cabinet: **1100mm**  
Thickness: **0.7mm**  
Tech: Monoblock

#### CONTAINER CAPACITY

	20GP	40GP	40HQ
5PC/CTN	473	1020	1202
PALLET	1260	2800	3080

AVAILABLE ACCESSORIES ( see pages 191 )



### 1162S

Single bowl with drainer

Overall dimension: **965 x 500 x 175mm**  
Bowl dimension: **400 x 400mm**

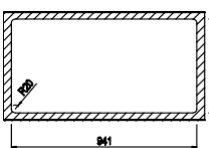
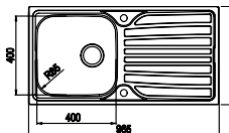
#### TECHNICAL DATA

Minimum cabinet: **1100mm**  
Thickness: **0.7mm**  
Tech: Monoblock

#### CONTAINER CAPACITY

	20GP	40GP	40HQ
5PC/CTN	473	1020	1202
PALLET	1260	2800	3080

AVAILABLE ACCESSORIES ( see pages 191 )







### 1184S

Single bowl with drainer

Overall dimension: **800 x 500 x 175mm**  
Bowl dimension: **340 x 400mm**

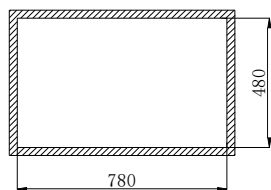
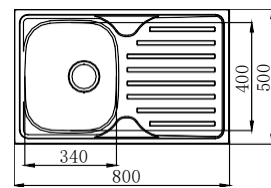
#### TECHNICAL DATA

Minimum cabinet: **450mm**  
Thickness: **0.7mm**  
Tech: Monoblock

#### CONTAINER CAPACITY

	20GP	40GP	40HQ
5PC/CTN	565	1217	1434
PALLET	1440	3200	3400

AVAILABLE ACCESSORIES ( see pages 191 )



### 2155S

1 & 1/2 Bowl with drainer

Overall dimension: **965 x 500 x 175mm**  
Big bowl dimension: **340 x 400mm**  
Small bowl dimension: **160 x 300mm**

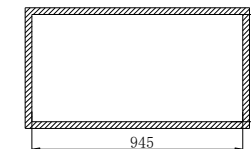
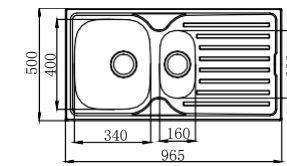
#### TECHNICAL DATA

Minimum cabinet: **800mm**  
Thickness: **0.7mm**  
Tech: Monoblock

#### CONTAINER CAPACITY

	20GP	40GP	40HQ
5PC/CTN	473	1020	1202
PALLET	1260	2800	3080

AVAILABLE ACCESSORIES ( see pages 191 )



### 1185S

Single bowl with drainer

Overall dimension: **965 x 500 x 175mm**  
Bowl dimension: **400 x 400 mm**


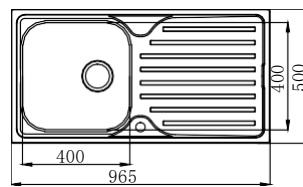
#### TECHNICAL DATA

Minimum cabinet: **450mm**  
Thickness: **0.7mm**  
Tech: Monoblock

#### CONTAINER CAPACITY

	20GP	40GP	40HQ
5PC/CTN	473	1020	1202
PALLET	1260	2800	3080

AVAILABLE ACCESSORIES ( see pages 191 )

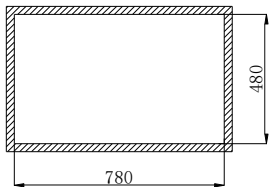
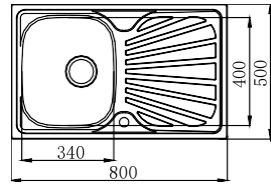


European style one-piece sink range 3

450  
Base

Topmount

R95



### 1186S

Single bowl with drainer

Overall dimension: **800 x 500 x 175mm**  
Bowl dimension: **340 x 400mm**

#### TECHNICAL DATA

Minimum cabinet: **450mm**  
Thickness: **0.7mm**  
Tech: Monoblock

#### CONTAINER CAPACITY

	20GP	40GP	40HQ
5PC/CTN	565	1217	1434
PALLET	1440	3200	3400

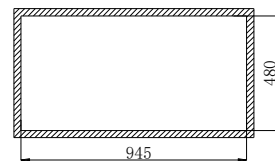
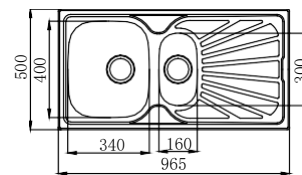
AVAILABLE ACCESSORIES ( see pages 191 )

1 2 3 4 5 6 7

800  
Base

Topmount

R95



### 2156S

1 1/2 Bowl with drainer

Overall dimension: **965 x 500 x 175mm**  
Big bowl dimension: **340 x 400mm**  
Small bowl dimension: **160 x 300mm**

#### TECHNICAL DATA

Minimum cabinet: **800mm**  
Thickness: **0.7mm**  
Tech: Monoblock

#### CONTAINER CAPACITY

	20GP	40GP	40HQ
5PC/CTN	473	1020	1202
PALLET	1260	2800	3080

AVAILABLE ACCESSORIES ( see pages 191 )

1 2 3 4 5 6 7





European style one-piece sink range 3



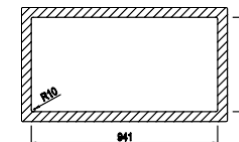
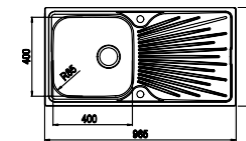
**1168S**

Single bowl with drainer

Overall dimension: **965 x 500 x 175mm**  
 Bowl dimension: **400 x 400mm**

**TECHNICAL DATA**

Minimum cabinet: **1100mm**  
 Thickness: **0.7mm**  
 Tech: **Monoblock**



**CONTAINER CAPACITY**

	20GP	40GP	40HQ
5PC/CTN	473	1020	1202
PALLET	1260	2800	3080

AVAILABLE ACCESSORIES ( see pages 191 )

- 1 2 3 4 5 6 7



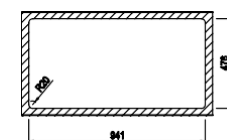
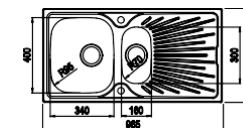
**2147S**

1&1/2 Bowl with drainer

Overall dimension: **965 x 500 x 175mm**  
 Big bowl dimension: **340 x 400mm**  
 Small bowl dimension: **160 x 300mm**

**TECHNICAL DATA**

Minimum cabinet: **1200mm**  
 Thickness: **0.7mm**  
 Tech: **Monoblock**



**CONTAINER CAPACITY**

	20GP	40GP	40HQ
5PC/CTN	473	1020	1202
PALLET	1260	2800	3080

AVAILABLE ACCESSORIES ( see pages 191 )

- 1 2 3 4 5 6 7



European style one-piece sink range 3



1100  
Base



Topmount



R85



### 1158S

Single bowl with drainer

Overall dimension: **980 x 510 x 185mm**  
Bowl dimension: **350 x 410mm**

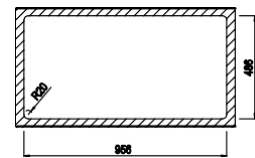
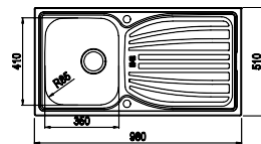
#### TECHNICAL DATA

Minimum cabinet:	<b>1100mm</b>
Thickness:	<b>0.7mm</b>
Tech:	Monoblock

#### CONTAINER CAPACITY

	20GP	40GP	40HQ
5PC/CTN	449	967	1140
PALLET	1224	2720	2720

AVAILABLE ACCESSORIES ( see pages 191 )



1100  
Base



Topmount



R85



### 2140S

1&1/2 Bowl with drainer

Overall dimension: **980 x 510 x 185mm**  
Big bowl dimension: **350 x 410mm**  
Small bowl dimension: **160 x 300mm**

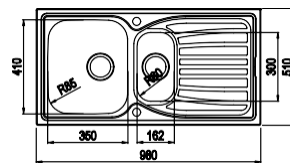
#### TECHNICAL DATA

Minimum cabinet:	<b>1100mm</b>
Thickness:	<b>0.7mm</b>
Tech:	Monoblock

#### CONTAINER CAPACITY

	20GP	40GP	40HQ
5PC/CTN	449	967	1140
PALLET	1224	2720	2720

AVAILABLE ACCESSORIES ( see pages 191 )





### 1048S

Single bowl with drainer

Overall dimension: **860 x 435 x 152mm**  
Bowl dimension: **375 x 350 mm**

#### TECHNICAL DATA

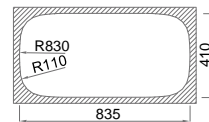
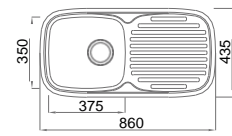
Minimum cabinet: **450mm**  
Thickness: **0.7mm**  
Tech: Monoblock

#### CONTAINER CAPACITY

	20GP	40GP	40HQ
1PC/CTN	327	705	831
5PC/CTN	775	1670	1970
PALLET	913	1966	2357

AVAILABLE ACCESSORIES ( see pages 191 )

- 1 2 3 4 5 6 7



### 1188S

Single bowl with drainer

Overall dimension: **860 x 435 x 150mm**  
Bowl dimension: **365 x 335mm**

#### TECHNICAL DATA

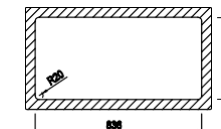
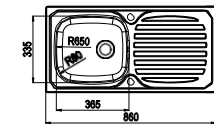
Minimum cabinet: **1000mm**  
Thickness: **0.7mm**  
Tech: Monoblock

#### CONTAINER CAPACITY

	20GP	40GP	40HQ
5PC/CTN	620	1334	1573
PALLET	1260	2800	2920

AVAILABLE ACCESSORIES ( see pages 191 )

- 1 2 3 4 5 6 7



### 1049S

Single bowl with drainer

Overall dimension: **860 x 435 x 152mm**  
Bowl dimension: **375 x 350 mm**

#### TECHNICAL DATA

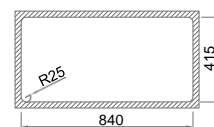
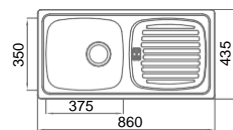
Minimum cabinet: **600mm**  
Thickness: **0.7mm**  
Tech: Monoblock

#### CONTAINER CAPACITY

	20GP	40GP	40HQ
1PC/CTN	327	705	831
5PC/CTN	775	1670	1970
PALLET	913	1966	2357

AVAILABLE ACCESSORIES ( see pages 191 )

- 1 2 3 4 5 6 7



### 1169S

Single bowl with drainer

Overall dimension: **935 x 485 x 165mm**  
Bowl dimension: **400 x 340 mm**

#### TECHNICAL DATA

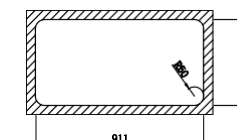
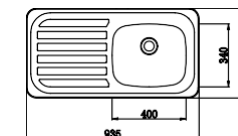
Minimum cabinet: **1100mm**  
Thickness: **0.8mm**  
Tech: Monoblock

#### CONTAINER CAPACITY

	20GP	40GP	40HQ
5PC/CTN	512	1103	1300
PALLET	1260	2800	2680

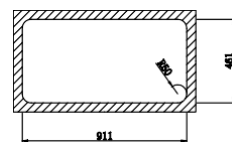
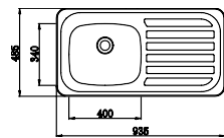
AVAILABLE ACCESSORIES ( see pages 191 )

- 1 2 3 4 5 6 7





European style one-piece sink range 4



### 1170S

Single bowl with drainer

Overall dimension: 935 x 485 x 165mm  
Bowl dimension: 400 x 340mm

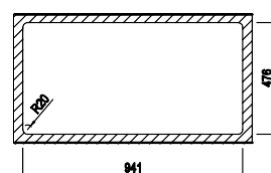
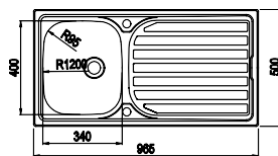
#### TECHNICAL DATA

Minimum cabinet: 1100mm  
Thickness: 0.8mm  
Tech: Monoblock

#### CONTAINER CAPACITY

	20GP	40GP	40HQ
5PC/CTN	512	1103	1300
PALLET	1260	2800	2680

AVAILABLE ACCESSORIES ( see pages 191 )



### 1171S

Single bowl with drainer

Overall dimension: 965 x 500 x 170mm  
Bowl dimension: 304 x 400 mm

#### TECHNICAL DATA

Minimum cabinet: 1100mm  
Thickness: 0.7mm  
Tech: Monoblock

#### CONTAINER CAPACITY

	20GP	40GP	40HQ
5PC/CTN	473	1020	1202
PALLET	1260	2800	3080

AVAILABLE ACCESSORIES ( see pages 191 )



#### KITCHEN ACCESSORIES

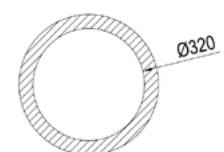
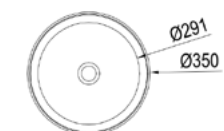







# COMMERCIAL SINK RANGE

Commercial sink range



## 1002C

Single bowl sink

Overall dimension:  $\phi 350 \times 130$ mm  
Bowl dimension:  $\phi 290$ mm



### TECHNICAL DATA

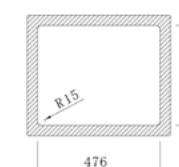
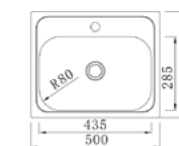
Minimum cabinet:	400mm
Thickness:	0.8mm
Tech:	Monoblock

### CONTAINER CAPACITY

	20GP	40GP	40HQ
20PC/CTN	6000	12000	14000

AVAILABLE ACCESSORIES ( see pages 197 )

[1](#) [2](#) [3](#) [4](#) [5](#) [6](#) [7](#) [8](#) [11](#) [13](#) [14](#) [15](#)



## 1112A

Single bowl sink

Overall dimension:  $500 \times 410 \times 180$ mm  
Bowl dimension:  $435 \times 285$ mm



### TECHNICAL DATA

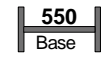
Minimum cabinet:	600mm
Thickness:	0.9mm
Tech:	Monoblock

### CONTAINER CAPACITY

	20GP	40GP	40HQ
5PC/CTN	1200	2500	2750
PALLET	1440	3500	2592

AVAILABLE ACCESSORIES ( see pages 197 )

[1](#) [2](#) [3](#) [4](#) [5](#) [6](#) [7](#) [8](#) [11](#) [13](#) [14](#) [15](#)



### 1006B

Single bowl sink

Overall dimension: **500 x 420 x 180mm**  
 Bowl dimension: **435 x 285mm**

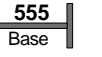
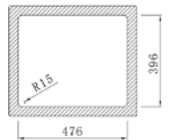
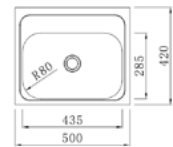
TECHNICAL DATA	
Minimum cabinet:	<b>550mm</b>
Thickness:	<b>0.8/0.9mm</b>
Tech:	Monoblock

#### CONTAINER CAPACITY

	20GP	40GP	40HQ
5PC/CTN	1200	2500	2750

AVAILABLE ACCESSORIES ( see pages 197 )

- 1 2 3 4 5 6 7 8 11 13 14 15



### 1105B

Single bowl sink

Overall dimension: **555 x 455 x 220mm**  
 Bowl dimension: **480 x 380mm**

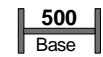
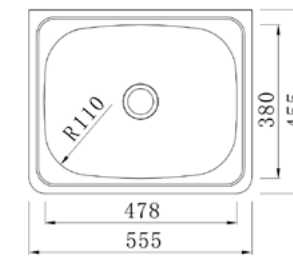
TECHNICAL DATA	
Minimum cabinet:	<b>555mm</b>
Thickness:	<b>0.9mm</b>
Tech:	Monoblock

#### CONTAINER CAPACITY

	20GP	40GP	40HQ
5PC/CTN	800	1760	2200

AVAILABLE ACCESSORIES ( see pages 197 )

- 1 2 3 4 5 6 7 8 11 13 14 15



### 1107B

single bowl sink

Overall dimension: **500 x 420 x 180mm**  
 Bowl dimension: **435 x 285mm**

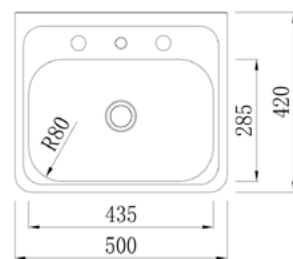
TECHNICAL DATA	
Minimum cabinet:	<b>500mm</b>
Thickness:	<b>0.9mm</b>
Tech:	Monoblock

#### CONTAINER CAPACITY

	20GP	40GP	40HQ
5PC/CTN	800	1700	1700

AVAILABLE ACCESSORIES ( see pages 197 )

- 1 2 3 4 5 6 7 8 11 13 14 15



Commercial sink range



**1068B**

Single bowl with drainer

Overall dimension: **1000 x 600 x 210mm**  
Bowl dimension: **430 x 400mm**

**TECHNICAL DATA**

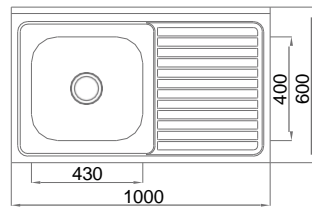
Minimum cabinet:	<b>600mm</b>
Thickness:	<b>0.8mm</b>
Tech:	Welding

**CONTAINER CAPACITY**

	20GP	40GP	40HQ
1PC/CTN	140	305	360
2PC/CTN	489	1052	1240

AVAILABLE ACCESSORIES ( see pages 197 )

- 1 2 3 4 5 6 7 8 11 13 14 15



Commercial sink range



**2065B**

Double bowl with drainer

Overall dimension: **1500 x 600 x 210mm**  
Bowl dimension: **430 x 400mm**

**TECHNICAL DATA**

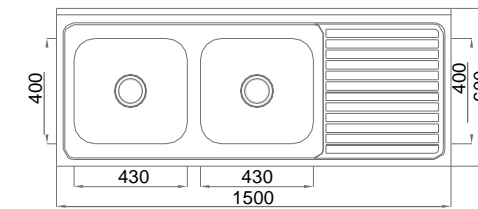
Minimum cabinet:	<b>1100mm</b>
Thickness:	<b>0.8mm</b>
Tech:	Welding

**CONTAINER CAPACITY**

	20GP	40GP	40HQ
1PC/CTN	93	200	236

AVAILABLE ACCESSORIES ( see pages 197 )

- 1 2 3 4 5 6 9 10 12 13 14 15



**2063B**

Double bowl with drainer

Overall dimension: **1200 x 600 x 210mm**  
Bowl dimension: **430 x 400mm**

**TECHNICAL DATA**

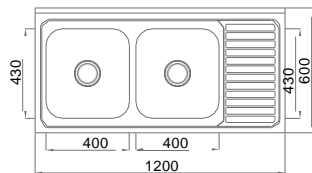
Minimum cabinet:	<b>900mm</b>
Thickness:	<b>0.8mm</b>
Tech:	Welding

**CONTAINER CAPACITY**

	20GP	40GP	40HQ
1PC/CTN	116	249	294

AVAILABLE ACCESSORIES ( see pages 197 )

- 1 2 3 4 5 6 9 10 12 13 14 15



**KITCHEN ACCESSORIES**

 <b>A1</b> Basket Waste	 <b>A2A</b> Basket Waste	 <b>A3</b> Basket Waste	 <b>A4</b> Basket Waste
 <b>B5</b> Basket Waste	 <b>WK0522</b> Basket Waste	 <b>5501P</b> Plastic Pipe	 <b>5502P</b> Plastic Pipe
 <b>5504P</b> Plastic Pipe	 <b>5505P</b> Plastic Pipe	 <b>5511P</b> Plastic Pipe	 <b>5512P</b> Plastic Pipe
 <b>PD18</b> Soap Dispenser	 <b>PD19</b> Soap Dispenser	 <b>P3305</b> Soap Dispenser	





## UTILITY SINK AND LAUNDRY CABINET



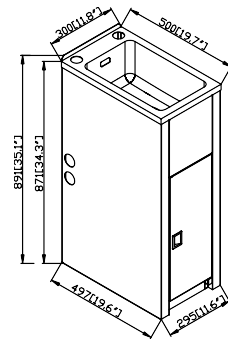
### 5054X

#### 20L Laundry Cabinet and sink

Cabinet Overall Dimension: 295 x 497 x 871mm  
 Sink Overall Dimension: 300 x 500 x 180mm  
 Bowl Dimension: 240 x 395mm

TECHNICAL DATA		
	Cabinet	Sink
Material:	Galvanized Steel	SUS 304
Thickness:	0.6mm	1.0mm
Volume:	20L	
Available Color:	Black, White	Brush

AVAILABLE ACCESSORIES ( see pages 216 )



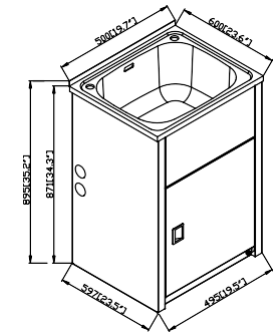
### 5023X

#### 40L Laundry Cabinet and sink

Laundry Overall Dimension: 495 x 597 x 871mm  
 Sink Overall Dimension: 500 x 600 x 200mm  
 Bowl Dimension: 480 x 380mm

TECHNICAL DATA		
	Cabinet	Sink
Material:	Galvanized Steel	SUS 304
Thickness:	0.6mm	0.6mm
Volume:	40L	
Available Color:	Black, White	Brush

AVAILABLE ACCESSORIES ( see pages 216 )



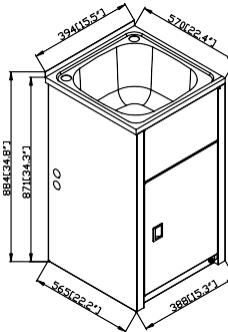
### 5022X

#### 40L Laundry Cabinet and sink

Laundry Overall Dimension: 388 x 565 x 871mm  
 Sink Overall Dimension: 394 x 570 x 220mm  
 Bowl Dimension: 338 x 510mm

TECHNICAL DATA		
	Cabinet	Sink
Material:	Galvanized Steel	SUS 304
Thickness:	0.6mm	0.8mm
Volume:	40L	
Available Color:	Black, White	Brush

AVAILABLE ACCESSORIES ( see pages 216 )



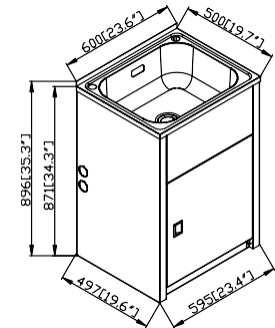
### 5010X

#### 45L Laundry Cabinet and sink

Laundry Overall Dimension: 595 x 497 x 872mm  
 Sink Overall Dimension: 600 x 500 x 250mm  
 Bowl Dimension: 522 x 422mm

TECHNICAL DATA		
	Cabinet	Sink
Material:	Galvanized Steel	SUS 304
Thickness:	0.6mm	0.8mm
Volume:	45L	
Available Color:	Black, White	Brush

AVAILABLE ACCESSORIES ( see pages 216 )





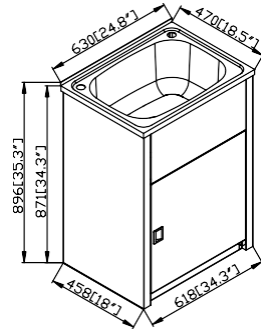
### 5001X

#### 45L Laundry Cabinet and sink

Laundry Overall Dimension: **618 x 458 x 872mm**  
 Sink Overall Dimension: **630 x 470 x 230mm**  
 Bowl Dimension: **540 x 385mm**

TECHNICAL DATA		
	Cabinet	Sink
Material:	Galvanized Steel	SUS 304
Thickness:	0.6mm	0.8mm
Volume:	45L	
Available Color:	Black, White	Brush

AVAILABLE ACCESSORIES ( see pages 216 )



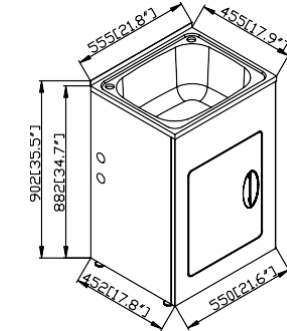
### 5006X

#### 35L Laundry Cabinet and sink

Laundry Overall Dimension: **550 x 452 x 882mm**  
 Sink Overall Dimension: **555 x 455 x 210mm**  
 Bowl Dimension: **480 x 380mm**

TECHNICAL DATA		
	Cabinet	Sink
Material:	Galvanized Steel	SUS 304
Thickness:	0.8mm	0.8mm
Volume:	35L	
Available Color:	Black, White	Brush

AVAILABLE ACCESSORIES ( see pages 216 )



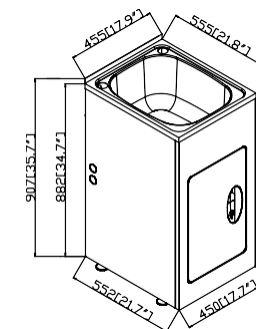
### 5009X

#### 35L Laundry Cabinet and sink

Cabinet Overall Dimension: **450 x 552 x 882mm**  
 Sink Overall Dimension: **455 x 555 x 210mm**  
 Bowl Dimension: **480 x 380mm**

TECHNICAL DATA		
	Cabinet	Sink
Material:	Galvanized Steel	SUS 304
Thickness:	0.8mm	0.8mm
Volume:	35L	
Available Color:	Black, White	Brush

AVAILABLE ACCESSORIES ( see pages 216 )





Laundry sink and cabinet



### 5012X

#### 45L Laundry Cabinet and sink

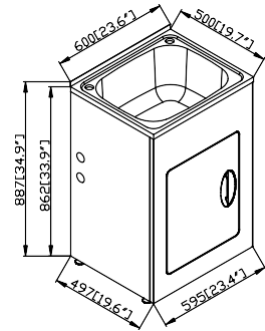
Laundry Overall Dimension: 595 x 497 x 862mm

Sink Overall Dimension: 600 x 500 x 250mm

Bowl Dimension: 522 x 422mm

TECHNICAL DATA		
	Cabinet	Sink
Material:	Galvanized Steel	SUS 304
Thickness:	0.8mm	0.8mm
Volume:	45L	
Available Color:	Black, White	Brush

AVAILABLE ACCESSORIES ( see pages 216 )



### 5015X

#### 45L Laundry Cabinet and sink

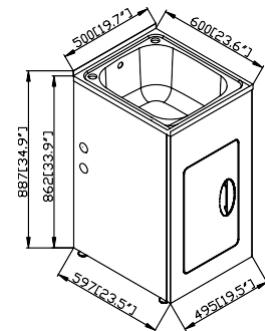
Laundry Overall Dimension: 495 x 597 x 885mm

Sink Overall Dimension: 500 x 600 x 250mm

Bowl Dimension: 422 x 522mm

TECHNICAL DATA		
	Cabinet	Sink
Material:	Galvanized Steel	SUS 304
Thickness:	0.8mm	0.8mm
Volume:	45L	
Available Color:	Black, White	Brush

AVAILABLE ACCESSORIES ( see pages 216 )



Utility sink

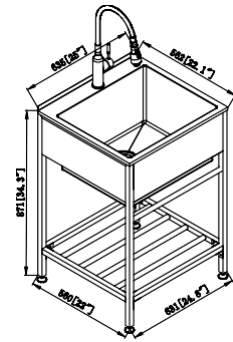


### 5057X 76L Wash Stand

Overall Dimension: 25" x 22" x 34"  
Sink Overall Dimension: 25" x 22" x 11.8"  
Bowl Dimension: 23" x 18"

TECHNICAL DATA		
	Cabinet	Sink
Material:	SUS304	SUS 304
Thickness:	1.2mm	1.0mm
Volume:	76L	
Available Color:	StainlessSteel Brush Black	

AVAILABLE ACCESSORIES (see pages 216 )

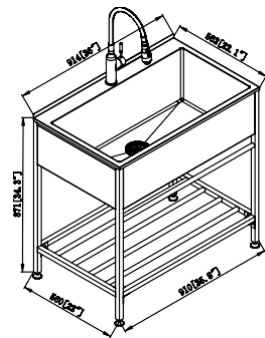


### 5058X 113L Wash Stand

Overall Dimension: 36" x 22" x 34"  
Sink Overall Dimension: 36" x 22" x 11.8"  
Bowl Dimension: 34" x 18"

TECHNICAL DATA		
	Cabinet	Sink
Material:	SUS304	SUS 304
Thickness:	1.2mm	1.0mm
Volume:	113L	
Available Color:	StainlessSteel Brush Black	

AVAILABLE ACCESSORIES (see pages 216 )





### 5203X

#### 20" Utility sink and timber cabinet

Laundry Overall Dimension: 19.7" x 19.7" x 34.6"

Sink Overall Dimension: 19.7" x 19.7" x 9"

Bowl Dimension: 18.5" x 16"

TECHNICAL DATA		
	Cabinet	Sink
Material:	PB+MDF	SUS 304
Thickness:	15mm	1.0mm
Volume:	41L	
Available Color:	White,Black,Grey	Brush
Hinge:	Soft Close	

AVAILABLE ACCESSORIES ( see pages 216 )



### 5201X57

#### 24" Utility sink and timber cabinet

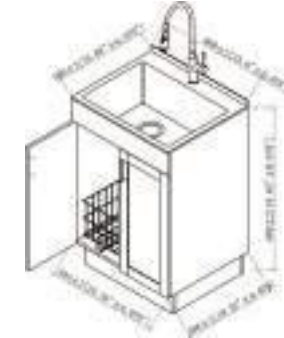
Laundry Overall Dimension: 23.6" x 19.7" x 34.6"

Sink Overall Dimension: 23.6" x 19.7" x 9"

Bowl Dimension: 22" x 16"

TECHNICAL DATA		
	Cabinet	Sink
Material:	PB+MDF	SUS 304
Thickness:	15mm	1.0mm
Volume:	50L	
Available Color:	White,Black,Grey	Brush
Hinge:	Soft Close	

AVAILABLE ACCESSORIES ( see pages 216 )



### 5201X52

#### 24" Utility sink and timber cabinet

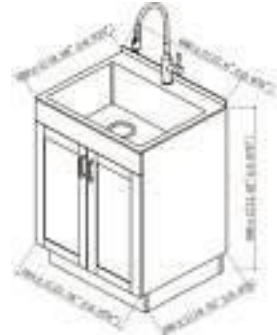
Laundry Overall Dimension: 23.6" x 19.7" x 34.6"

Sink Overall Dimension: 23.6" x 19.7" x 9"

Bowl Dimension: 22" x 16"

TECHNICAL DATA		
	Cabinet	Sink
Material:	PB+MDF	SUS 304
Thickness:	15mm	1.0mm
Volume:	50L	
Available Color:	White,Black,Grey	Brush
Hinge:	Soft Close	

AVAILABLE ACCESSORIES ( see pages 216 )



### 5201X55

#### 24" Utility sink and timber cabinet

Laundry Overall Dimension: 23.6" x 19.7" x 34.6"

Sink Overall Dimension: 23.6" x 19.7" x 9"

Bowl Dimension: 23" x 16"

TECHNICAL DATA		
	Cabinet	Sink
Material:	PB+MDF	SUS 304
Thickness:	15mm	1.0mm
Volume:	50L	
Available Color:	White,Black,Grey	Brush
Hinge:	Soft Close	

AVAILABLE ACCESSORIES ( see pages 216 )







### 5201X56

#### 24" Utility sink and timber cabinet

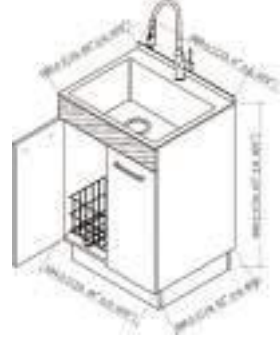
Laundry Overall Dimension: 23.6" x 19.7" x 34.6"

Sink Overall Dimension: 23.6" x 19.7" x 9"

Bowl Dimension: 23" x 16"

TECHNICAL DATA		
	Cabinet	Sink
Material:	PB+MDF	SUS 304
Thickness:	15mm	1.0mm
Volume:	50L	
Available Color:	White, Black, Grey Brush	
Hinge:	Soft Close	

AVAILABLE ACCESSORIES (see pages 216 )



### 5204X

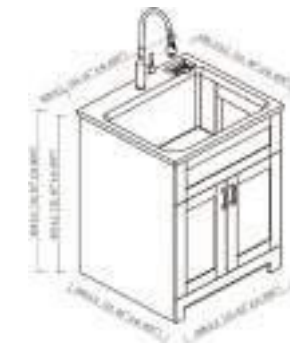
#### 25" Utility sink and timber cabinet

Laundry Overall Dimension: 24.4" x 22.2" x 34.6"

Sink Overall Dimension: 24.4" x 22.2" x 13.8"

TECHNICAL DATA		
	Cabinet	Sink
Material:	PB+MDF	Arcylic
Thickness:	15mm	1.0mm
Volume:	50L	
Available Color:	White, Black, Grey White	
Hinge:	Soft Close	

AVAILABLE ACCESSORIES (see pages 216 )



### 5201X58

#### 24" Utility sink and timber cabinet

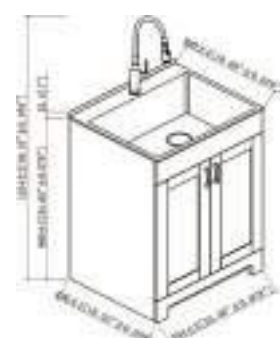
Laundry Overall Dimension: 23.6" x 19.7" x 34.6"

Sink Overall Dimension: 23.6" x 19.7" x 9"

Bowl Dimension: 22" x 16"

TECHNICAL DATA		
	Cabinet	Sink
Material:	PB+MDF	SUS 304
Thickness:	15mm	1.0mm
Volume:	41L	
Available Color:	White, Black, Grey Brush	
Hinge:	Soft Close	

AVAILABLE ACCESSORIES (see pages 216 )



### 5205X

#### 30" Utility sink and timber cabinet

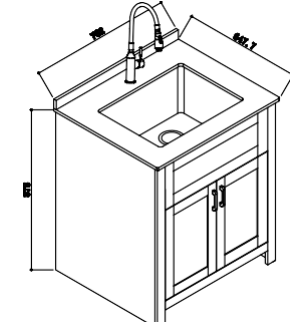
Laundry Overall Dimension: 30" x 22" x 34.6"

Sink Overall Dimension: 21" x 16" x 10"


Bowl Dimension: 21" x 16"

TECHNICAL DATA		
	Cabinet	Sink
Material:	PB+MDF	SUS 304
Thickness:	1.0mm	15mm
Volume:	53L	
Available Color:	White, Black, Grey Brush	
Counter top:	Carrara White artificial stone	
Hinge:	Soft Close	

AVAILABLE ACCESSORIES (see pages 216 )



ACCESSORIES





# FAUCETS & SHOWERS

A woman with dark hair tied back, wearing a light-colored apron over a white tank top, is smiling as she washes a red bell pepper under a modern, high-arc kitchen faucet. The faucet is a pull-down sprayer style, and water is spraying onto the pepper. In the background, a glass bowl filled with fresh produce, including a red bell pepper, green grapes, and a yellow bell pepper, sits on the kitchen counter. The scene is brightly lit, suggesting a clean and modern kitchen environment.

## Your Beautiful Home Starts Here

Whether you are looking for traditional; transitional or contemporary faucet designs for your kitchen, we have a product that will meet your needs. Constructed of high grade Type 304 stainless steel our kitchen faucets are the only true 100% lead free faucets available in the market today. The beauty of our faucets are more than just skin deep, we use only the best cartridges, sprays and hoses to ensure that you faucet will work as well as it looks.



# WHAT'S THE DIFFERENCE? MORE THAN YOU THINK.

A faucet is a faucet, right? Wrong!

There are significant differences between stainless steel and, so called, lead free faucets:

First let's start with the lead, the simple truth is that "lead free faucets" are actually not lead free at all, they simply contain less lead than older faucets and the lead will continue to be diluted into the water over time. On the other hand, stainless steel faucets are truly 100% lead free.

Second, brass faucet surfaces need to be electroplated with the "finish" that you have selected, for example if you chose a stainless steel lead free brass faucet, it's not stainless steel at all, it's simply a finish that is made to look like stainless steel which is plated onto the surface of the faucet and over time will scratch or even peel off. Stainless steel faucets are just that, they are constructed of solid Type 304 stainless steel and there is no plating to wear off, if you scratch the surface you get more stainless steel.

Third, the inner wall of brass faucet is porous and uneven which mean debris and other elements, including bacteria, can build up on the walls and potentially contaminate the water. Our stainless steel faucets are produced using our "Soft Silk" technology which ensures a smooth, non-porous surface finish, no debris, no bacteria, no water contamination.

Last, even though our faucets are built to last their also designed to be environmentally friendly and when it's finally time to replace your our faucet with a new one, you old faucet is 100% recyclable, that can't be said for lead free brass faucets.

## STAINLESS STEEL VS. BRASS FAUCET

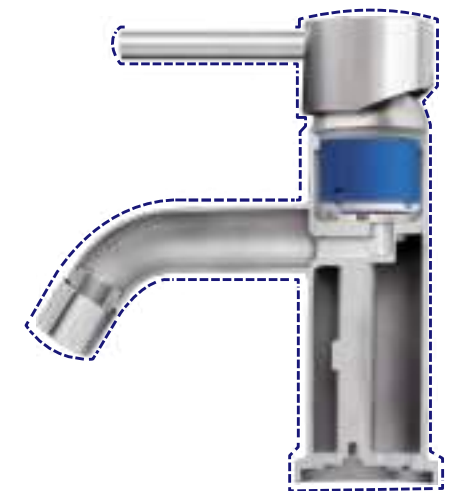


**BRASS FAUCET**


















- Brass faucet surface need the electroplating process to get temporary brightness. The electroplated layer would fall off as time goes by.
- The inner-wall of brass faucet is uneven, the dirt and other harmful element can stain on the wall easily.
- The lead in brass will dilute into the water which makes water polluted.




























# VS




























**STAINLESS STEEL FAUCET**


























- Stainless steel 304 faucet, with soft silk finish technology, surface is beautiful and durable.
- Stainless steel faucet is casted and this ensures the smoothness and cleanliness of inner-wall surface.
- Manufactured by high-grade SUS304 material, SUS304 faucet is lead-free and hard to rust.

NEW (24P-27P)	SENSOR MIXER (28P-31P)	PULL OUT & PULL DOWN FAUCET (32P-47P)	
3 IN ONE MIXER		SLIM STYLE	EUROPEAN STYLE
 1F7161	 PR7150	 PF7517	 F2109
 1F7162	 PR7205	 PF7516	 PF7120
 1F7163	 PR7505A	 PF7225	 PF7250
	 1F7515	 PF7228	 PF7205
			 PF7203A
			 PF7202

PULL OUT & PULL DOWN FAUCET (32P-47P)		SINGLE LEVER MIXER (48P-63P)	
EUROPEAN STYLE	AMERICAN STYLE	ORDINARY STYLE	GOOSE NECK STYLE
 PF7505	 F2116	 70130A	 PF7130
 PF7251	 PF7227	 70105B	 F1113
 PF7207	 F2115	 70105C	 PF7107M
 PF7222	 F2117	 F1109	 PF7150
 PF7226	 PF7207	 70118M	 PF7111M
 PF7201	 PF7208		 PF7155
 115225	 PF7509A		 70111H
			 PF7139

SINGLE LEVER MIXER (48P-63P)		DUAL CONTROL KITCHEN MIXER (64P-69P)	PURIFIER MIXER (70P-77P)
SEVEN STYLE	STRAIGHT STYLE		
 PF7131	 PF7128	 70102	 PF7140
 PF7122	 70111M	 70102A	 70116B
 PF7110M	 PF7154	 70102B	 PJ12
 PF7152		 70103	 PJ08
 F1110		 70103A	 PJ18
 PF7156		 70103B	 PJ20
 PF7106		 PF7137	 PJ21
		 PF7137B	 PJ30
			 PJ23

BASIN MIXER (78P-91P)			SHOWERS (92P-99P)	
SLIM BASIN MIXER 25MM	BASIN MIXER 35MM	BASIN MIXER		
 PF1171	 PF1151	 115311A	 PF2182	
 PF1172	 PF1152	 115313A		
 PF1171A	 PF1071	 103611		
 PF1172A	 PF1072	 103613		
 PF1171B	 PF1051	 PF1201		
 PF1172B	 PF1061	 PF1097		
 PF1181	 PF1081			
 PF1182				
				 M1317



SHOWERS  
(92P-99P)



M1318



PF2332



PF2122



PSG3651



PSG3671



PSG2362

THERMOSTATIC SHOWERS  
(100P-109P)



HWF03



PSGHW03



PSGHW16



PSGHW08



PSGHW09



HWF12



HW15



HWF14



LN09A



LN11



LN12

BUILD IN SHOWERS  
(110P-117P)



115361A




PF5011A



PF5011



DPH03-01



DPH05-01



DPH04-01



DPH01-01



DPH02-01



DPH06-01



YGG01



YGG02



YGG03



HUS0101



HUS0102



HUS0103



HUS0202



HUS0203

STAINLESS STEEL BASIN  
(118P-121P)

ROUND



4377F



4377F-G




4377F-RG



4377F-B



4377F-MR



4377F-MG



4377F-MB

SQUARE



4376F



4376F-G



4376F-RG



4376F-B

























4376F-MR



4376F-MG



4376F-MB

BATHROOM STORAGE POD (126P-132P)	BATHROOM ACCESSORIES (126P-132P)		
	RANGE 1 SLIM	RANGE 2 ROUND	RANGE 3 SQUARE
 4286F	 A2701-02	 P02-M	 P51-Q
 4287F	 A2702-02	 P02-I	 P51-I
 4288F	 P20-K	 P02-L	 P51-L
 4289F	 P20-G	 P02-S	 P51-C
		 P02-D	 P51-D
		 P02-O	 P51-O
		 P02-G	 P51-G

BATHROOM ACCESSORIES (126P-132P)	FLOOR DRAIN (126P-132P)	ANGLE VALVE & LAUNDRY FAUCET (126P-132P)	WASTE SYSTEM (126P-132P)
 P52-M	 GDL07	 JF26	 AC38
 P52-I	 GDL08	 JF01	 AC39
 P52-L	 GDL09	 JF25	 AC40
 P52-C	 GDL10	 JF03C	 AC32
 P52-D	 GDL13	 PC13	 ACX01
 P52-0	 GDL17	 PC01	 ACX02
 P51-G	 GDL18	 PC10	 AC51
	 GDL19	 PC12	 AC47
	 GDL26	 PC09A	
	 GDL27		



## PVD - PHASE VAPOR DEPOSIT



We apply a sophisticated coating technique used in the aeronautical industry. PVD or Phase Vapor Deposit coating is a vacuum process carried out in a chamber heated to very high temperature, where metallic vapor is deposited in a thin film on the stainless steel, bonding closely with it.

The main value of PVD technology lies in its ability to modify the properties of the surface of the product, without violating the biochemical functionality of the basic material.

PVD coating is extremely dense and uniform, it is adjacent to the substrate, does not contain micro-cracks, is a protective layer resistant to abrasion and scratching.

The possible PVD color can be extremely wide, it has about 50 colors, right now we already master the mature technology of Light gold, Gold, Rose Gold, Gun metal, Black, Matt Rose Gold, Matt Gun, Matt black, this 8 PVD color collection is a perfect supplement for the inox color, and will shape your stylish kitchen and bathroom.

PVD coating is not only aesthetically, but also absolutely safe for health.





**NEW  
3 IN ONE MIXER**

3 in One mixer




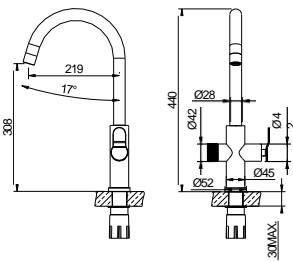

New!

### PF7161 (2 in One)

- SPECIFICATION**
- Material: 304 Stainless steel 18/8
  - Cartridge : Kerox  $\varnothing$ 35mm
  - Flexible hoses : Stainless steel , L=600mm
  - Spout rotation: 360°

- TECHNICAL DATA**
- Installation hole:  $\varnothing$ 35mm
  - Base diameter:  $\varnothing$ 52mm

**AVAILABLE SURFACE TREATMENT**  
(PVD Color or PVD with Nano Finish)



3 in One mixer




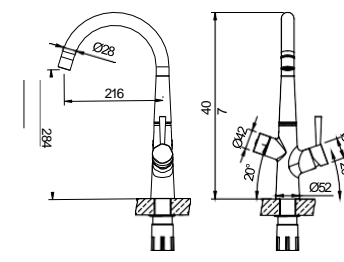
New!

### PF7163 (3 in one)

- SPECIFICATION**
- Material: 304 Stainless steel 18/8
  - Cartridge : Kerox  $\varnothing$ 35mm
  - Flexible hoses : Stainless steel , L=600mm
  - Spout rotation: 360°

- TECHNICAL DATA**
- Installation hole:  $\varnothing$ 35mm
  - Base diameter:  $\varnothing$ 52mm

**AVAILABLE SURFACE TREATMENT**  
(PVD Color or PVD with Nano Finish)



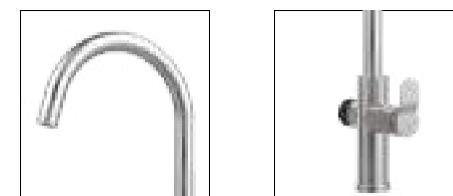
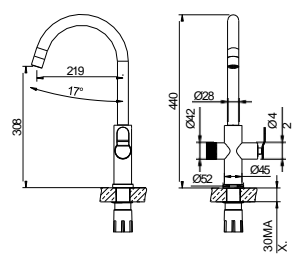
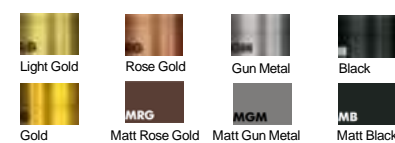
New!

### PF7162 (3 in one)

- SPECIFICATION**
- Material: 304 Stainless steel 18/8
  - Cartridge : Kerox  $\varnothing$ 35mm
  - Flexible hoses : Stainless steel , L=600mm
  - Spout rotation: 360°

- TECHNICAL DATA**
- Installation hole:  $\varnothing$ 35mm
  - Base diameter:  $\varnothing$ 52mm

**AVAILABLE SURFACE TREATMENT**  
(PVD Color or PVD with Nano Finish)

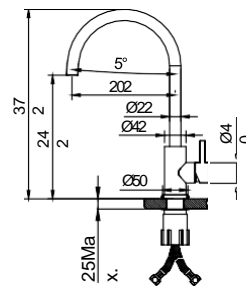




## SENSOR MIXER





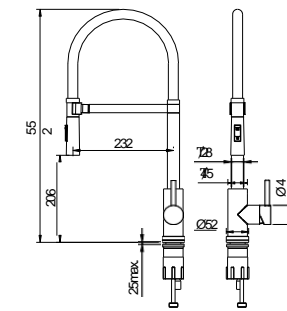
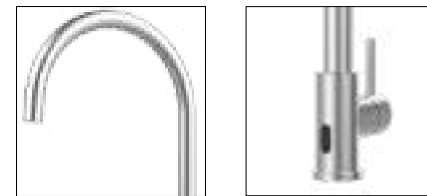



### PR7150

- SPECIFICATION**
- Material: 304 Stainless steel 18/8
  - Cartridge : Ceramic discs **Ø35mm**
  - Flexible hoses : Stainless steel , L=**600mm**
  - Spout rotation: 360°

- TECHNICAL DATA**
- Installation hole: **Ø35mm**
  - Base diameter: **Ø50mm**

**AVAILABLE SURFACE TREATMENT**  
(PVD Color or PVD with Nano Finish)




### PR7505A

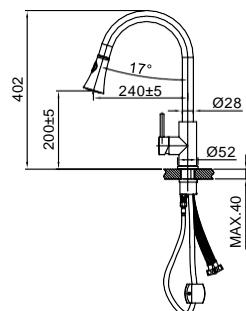

- SPECIFICATION**
- Material: 304 Stainless steel 18/8
  - Cartridge : Ceramic discs **Ø35mm**
  - Flexible hoses : Stainless steel , L=**600mm**
  - Spout rotation: 360°

- TECHNICAL DATA**
- Installation hole: **Ø35mm**
  - Base diameter: **Ø52mm**

**AVAILABLE SURFACE TREATMENT**  
(PVD Color or PVD with Nano Finish)



**AVAILABLE HOSE COLOR**  
white/black/red/customized color

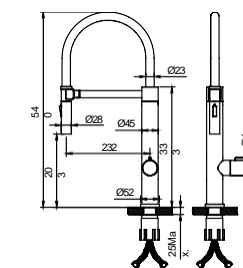




### PR7205

- SPECIFICATION**
- Material: 304 Stainless steel 18/8
  - Cartridge : Ceramic discs **Ø35mm**
  - Flexible hoses : Stainless steel , L=**600mm**
  - Spout rotation: 360°

- TECHNICAL DATA**
- Installation hole: **Ø35mm**
  - Base diameter: **Ø52mm**

**AVAILABLE SURFACE TREATMENT**  
(PVD Color or PVD with Nano Finish)



### PF7515


- SPECIFICATION**
- Material: 304 Stainless steel 18/8
  - Cartridge : Kerox **Ø35mm**
  - Flexible hoses : Stainless steel , L=**600mm**
  - Spout rotation: 360°

- TECHNICAL DATA**
- Installation hole: **Ø35mm**
  - Base diameter: **Ø52mm**

**AVAILABLE SURFACE TREATMENT**  
(PVD Color or PVD with Nano Finish)



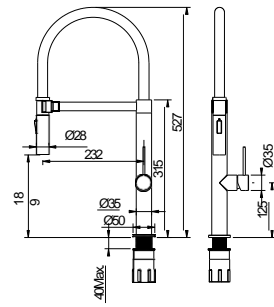
**AVAILABLE HOSE COLOR**  
white/black/red/customized color





**PULL OUT & PULL  
DOWN FAUCET**

Slim style



### PF7517

#### SPECIFICATION


- Material: 304 Stainless steel 18/8
- Cartridge : Kerox  $\varnothing$ 25mm
- Flexible hoses : Stainless steel , L=600mm
- Spout rotation: 360°

#### TECHNICAL DATA

- Installation hole:  $\varnothing$ 35mm
- Base diameter:  $\varnothing$ 50mm
- With magnet

#### AVAILABLE SURFACE TREATMENT

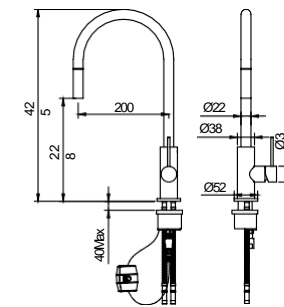
(PVD Color or PVD with Nano Finish)



#### AVAILABLE HOSE COLOR

white/black/red/customized color

Slim style



### PF7225

#### SPECIFICATION

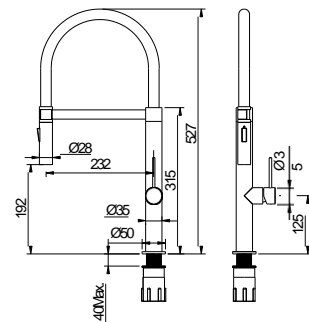
- Material: 304 Stainless steel 18/8
- Cartridge : Kerox  $\varnothing$ 25mm
- Flexible hoses : Stainless steel , L=600mm
- Spout rotation: 360°

#### TECHNICAL DATA

- Installation hole:  $\varnothing$ 35mm
- Base diameter:  $\varnothing$ 52mm

#### AVAILABLE SURFACE TREATMENT

(PVD Color or PVD with Nano Finish)



### PF7516

#### SPECIFICATION

- Material: 304 Stainless steel 18/8
- Cartridge : Kerox  $\varnothing$ 25mm
- Flexible hoses : Stainless steel , L=600mm
- Spout rotation: 360°

#### TECHNICAL DATA

- Installation hole:  $\varnothing$ 35mm
- Base diameter:  $\varnothing$ 50mm

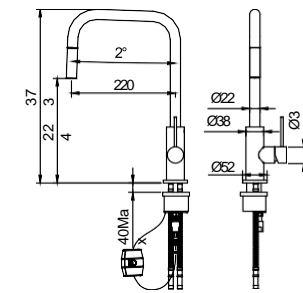
#### AVAILABLE SURFACE TREATMENT

(PVD Color or PVD with Nano Finish)



#### AVAILABLE HOSE COLOR

white/black/red/customized color



### PF7228

#### SPECIFICATION

- Material: 304 Stainless steel 18/8
- Cartridge : Kerox  $\varnothing$ 25mm
- Flexible hoses : Stainless steel , L=600mm
- Spout rotation: 360°

#### TECHNICAL DATA

- Installation hole:  $\varnothing$ 35mm
- Base diameter:  $\varnothing$ 52mm

#### AVAILABLE SURFACE TREATMENT

(PVD Color or PVD with Nano Finish)









European style

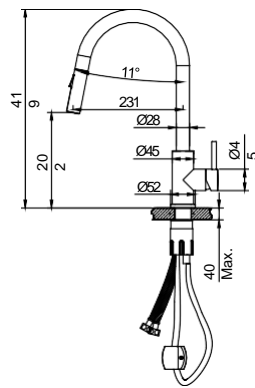



### PF7203A

- SPECIFICATION**
- Material: 304 Stainless steel 18/8
  - Cartridge : Ceramic discs  $\varnothing 35$ mm
  - Flexible hoses : Stainless steel , L=**600**mm
  - Spout rotation: 360°

- TECHNICAL DATA**
- Installation hole:  $\varnothing 35$ mm
  - Base diameter:  $\varnothing 52$ mm

**AVAILABLE SURFACE TREATMENT**  
(PVD Color or PVD with Nano Finish)



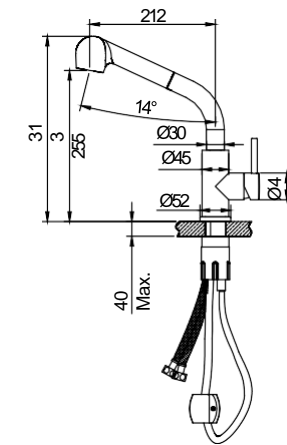
European style



### PF7201

- SPECIFICATION**
- Material: 304 Stainless steel 18/8
  - Cartridge : Ceramic discs  $\varnothing 35$ mm
  - Flexible hoses : Stainless steel , L=**600**mm
  - Spout rotation: 360°

- TECHNICAL DATA**
- Installation hole:  $\varnothing 35$ mm
  - Base diameter:  $\varnothing 52$ mm

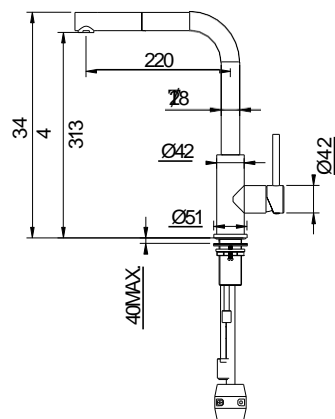



### PF7226

- SPECIFICATION**
- Material: 304 Stainless steel 18/8
  - Cartridge : Ceramic discs  $\varnothing 35$ mm
  - Flexible hoses : Stainless steel , L=**600**mm
  - Spout rotation: 360°

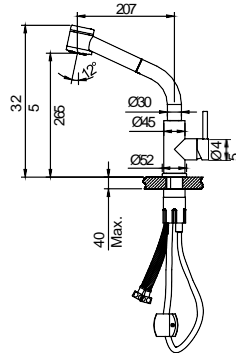
- TECHNICAL DATA**
- Installation hole:  $\varnothing 35$ mm
  - Base diameter:  $\varnothing 51$ mm

**AVAILABLE SURFACE TREATMENT**  
(PVD Color or PVD with Nano Finish)





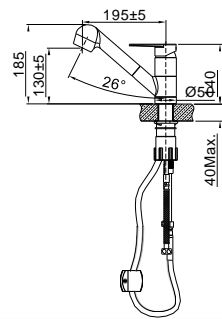
European style



### PF7202

- SPECIFICATION**
- Material: 304 Stainless steel 18/8
  - Cartridge : Ceramic discs Ø35mm
  - Flexible hoses : Stainless steel , L=600mm
  - Spout rotation: 360°


- TECHNICAL DATA**
- Installation hole: Ø35mm
  - Base diameter: Ø52mm



### 115225

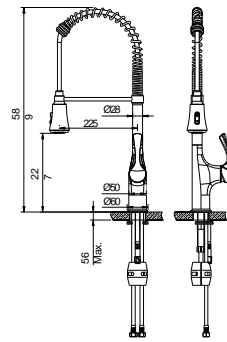
- SPECIFICATION**
- Material: 304 Stainless steel 18/8
  - Cartridge : Ceramic discs Ø40mm
  - Flexible hoses : Stainless steel , L=600mm
  - Spout rotation: 120°

- TECHNICAL DATA**
- Installation hole: Ø40mm
  - Base diameter: Ø50mm





American style



### F2116

#### SPECIFICATION

- Material: 304 Stainless steel 18/8
- Cartridge : Ceramic discs  $\varnothing 35$ mm
- Flexible hoses : Stainless steel , L=**600**mm
- Spout rotation: 360°

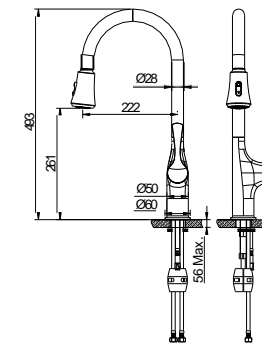
#### TECHNICAL DATA

- Installation hole:  $\varnothing 35$ mm
- Base diameter:  $\varnothing 60$ mm

#### AVAILABLE SURFACE TREATMENT (PVD Color or PVD with Nano Finish)



American style



### F2115

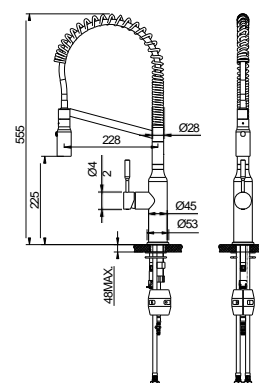
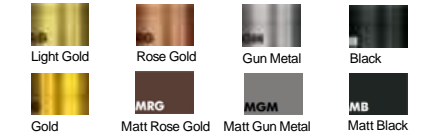
#### SPECIFICATION

- Material: 304 Stainless steel 18/8
- Cartridge : Ceramic discs  $\varnothing 35$ mm
- Flexible hoses : Stainless steel , L=**600**mm
- Spout rotation: 360°

#### TECHNICAL DATA

- Installation hole:  $\varnothing 35$ mm
- Base diameter:  $\varnothing 60$ mm

#### AVAILABLE SURFACE TREATMENT (PVD Color or PVD with Nano Finish)



### PF7227

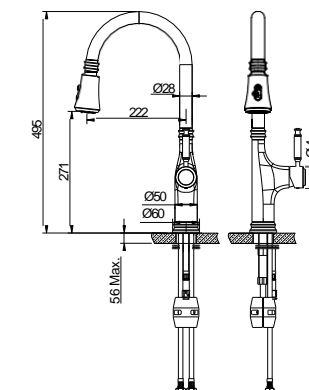
#### SPECIFICATION

- Material: 304 Stainless steel 18/8
- Cartridge : Ceramic discs  $\varnothing 35$ mm
- Flexible hoses : Stainless steel , L=**600**mm
- Spout rotation: 360°

#### TECHNICAL DATA

- Installation hole:  $\varnothing 35$ mm
- Base diameter:  $\varnothing 53$ mm

#### AVAILABLE SURFACE TREATMENT (PVD Color or PVD with Nano Finish)



### F2117

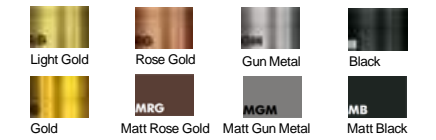
#### SPECIFICATION

- Material: 304 Stainless steel 18/8
- Cartridge : Ceramic discs  $\varnothing 35$ mm
- Flexible hoses : Stainless steel , L=**600**mm
- Spout rotation: 360°

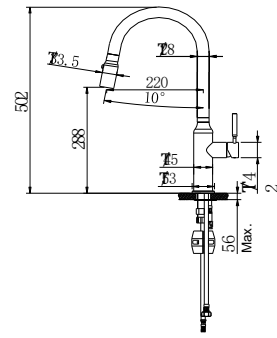
#### TECHNICAL DATA

- Installation hole:  $\varnothing 35$ mm
- Base diameter:  $\varnothing 60$ mm

#### AVAILABLE SURFACE TREATMENT (PVD Color or PVD with Nano Finish)



American style

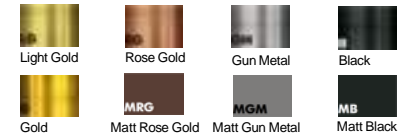


### PF7207

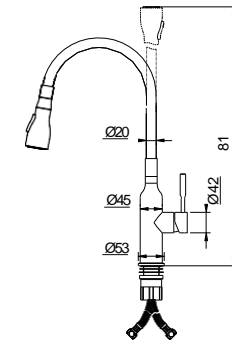
- SPECIFICATION**
- Material: 304 Stainless steel 18/8
  - Cartridge : Ceramic discs  $\varnothing 35$ mm
  - Flexible hoses : Stainless steel , L=600mm
  - Spout rotation: 360°

- TECHNICAL DATA**
- Installation hole:  $\varnothing 35$ mm
  - Base diameter:  $\varnothing 53$ mm

**AVAILABLE SURFACE TREATMENT**  
(PVD Color or PVD with Nano Finish)



American style

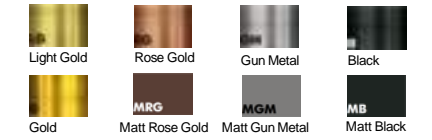


### PF7509A

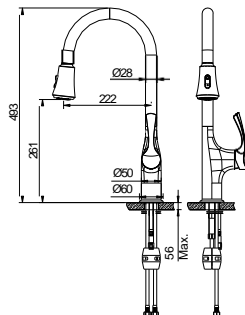
- SPECIFICATION**
- Material: 304 Stainless steel 18/8
  - Cartridge : Ceramic discs  $\varnothing 35$ mm
  - Flexible hoses : Stainless steel , L=600mm
  - Spout rotation: 360°

- TECHNICAL DATA**
- Installation hole:  $\varnothing 35$ mm
  - Base diameter:  $\varnothing 53$ mm

**AVAILABLE SURFACE TREATMENT**  
(PVD Color or PVD with Nano Finish)



**AVAILABLE HOSE COLOR**  
white/black/red/customized color



### PF7208

- SPECIFICATION**
- Material: 304 Stainless steel 18/8
  - Cartridge : Ceramic discs  $\varnothing 35$ mm
  - Flexible hoses : Stainless steel , L=600mm
  - Spout rotation: 360°

- TECHNICAL DATA**
- Installation hole:  $\varnothing 35$ mm
  - Base diameter:  $\varnothing 60$ mm

**AVAILABLE SURFACE TREATMENT**  
(PVD Color or PVD with Nano Finish)








## SINGLE LEVER MIXER

Ordinary style



### 70130A

#### SPECIFICATION

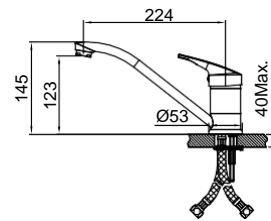
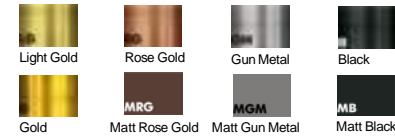
- Material: 304 Stainless steel 18/8
- Cartridge : Ceramic discs  $\varnothing 40$ mm
- Flexible hoses : Stainless steel , L=**600**mm
- Spout rotation: 360°

#### TECHNICAL DATA

- Installation hole:  $\varnothing 35$ mm
- Base diameter:  $\varnothing 53$ mm

#### AVAILABLE SURFACE TREATMENT

(PVD Color or PVD with Nano Finish)



### 70105B

#### SPECIFICATION

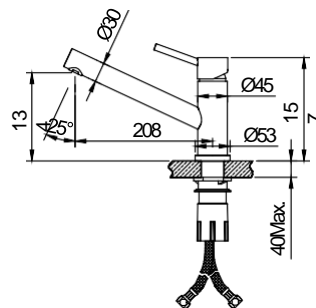
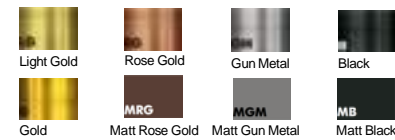
- Material: 304 Stainless steel 18/8
- Cartridge : Ceramic discs  $\varnothing 35$ mm
- Flexible hoses : Stainless steel , L=**600**mm
- Spout rotation: 360°

#### TECHNICAL DATA

- Installation hole:  $\varnothing 35$ mm
- Base diameter:  $\varnothing 53$ mm

#### AVAILABLE SURFACE TREATMENT

(PVD Color or PVD with Nano Finish)



Ordinary style



### 70105C

#### SPECIFICATION

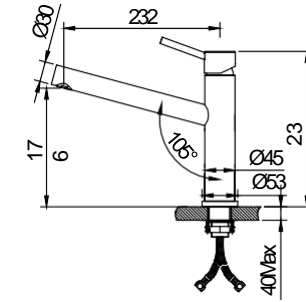
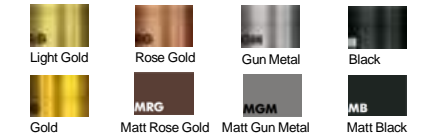
- Material: 304 Stainless steel 18/8
- Cartridge : Ceramic discs  $\varnothing 35$ mm
- Flexible hoses : Stainless steel , L=**600**mm
- Spout rotation: 360°

#### TECHNICAL DATA

- Installation hole:  $\varnothing 35$ mm
- Base diameter:  $\varnothing 53$ mm

#### AVAILABLE SURFACE TREATMENT

(PVD Color or PVD with Nano Finish)



### F1109

#### SPECIFICATION

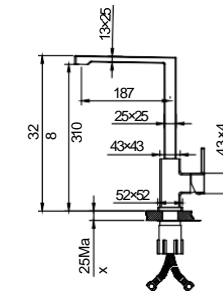
- Material: 304 Stainless steel 18/8
- Cartridge : A-1 Shanhe  $\varnothing 35$ mm
- Flexible hoses : Stainless steel , L=**600**mm
- Spout rotation: 360°

#### TECHNICAL DATA

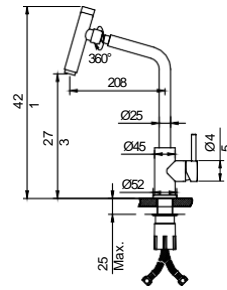
- Installation hole:  $\varnothing 35$ mm
- Base diameter:  $\varnothing 52$ mm

#### AVAILABLE SURFACE TREATMENT

(PVD Color or PVD with Nano Finish)



Ordinary style



## 70118M

### SPECIFICATION

- Material: 304 Stainless steel 18/8
- Cartridge : A-1 Shanhe  $\varnothing 35$ mm
- Flexible hoses : Stainless steel , L=600mm
- Spout rotation: 360°

### TECHNICAL DATA

- Installation hole:  $\varnothing 35$ mm
- Base diameter:  $\varnothing 52$ mm

### AVAILABLE SURFACE TREATMENT

(PVD Color or PVD with Nano Finish)



Light Gold



Rose Gold



Gun Metal



Black



Gold



Matt Rose Gold



Matt Gun Metal

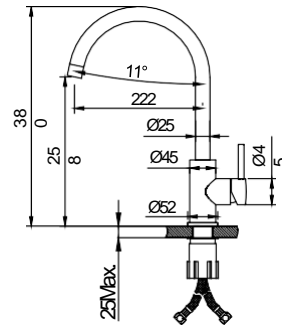


Matt Black





Goose neck style



### PF7130

#### SPECIFICATION


- Material: 304 Stainless steel 18/8
- Cartridge : Ceramic discs  $\text{Ø}35\text{mm}$
- Flexible hoses : Stainless steel , L=600mm
- Spout rotation: 360°

#### TECHNICAL DATA

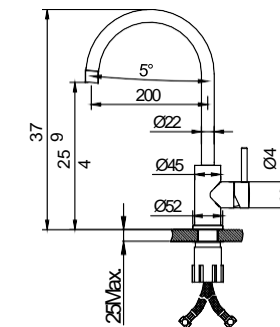
- Installation hole:  $\text{Ø}35\text{mm}$
- Base diameter:  $\text{Ø}52\text{mm}$

#### AVAILABLE SURFACE TREATMENT

(PVD Color or PVD with Nano Finish)



Goose neck style



### PF7107M

#### SPECIFICATION

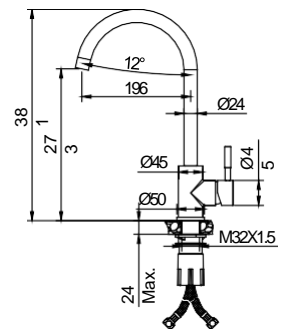
- Material: 304 Stainless steel 18/8
- Cartridge : Ceramic discs  $\text{Ø}35\text{mm}$
- Flexible hoses : Stainless steel , L=600mm
- Spout rotation: 360°

#### TECHNICAL DATA

- Installation hole:  $\text{Ø}35\text{mm}$
- Base diameter:  $\text{Ø}52\text{mm}$

#### AVAILABLE SURFACE TREATMENT

(PVD Color or PVD with Nano Finish)



### F1113

#### SPECIFICATION

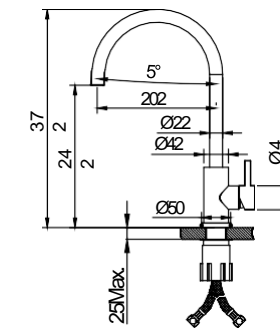
- Material: 304 Stainless steel 18/8
- Cartridge : Ceramic discs  $\text{Ø}35\text{mm}$
- Flexible hoses : Stainless steel , L=600mm
- Spout rotation: 360°

#### TECHNICAL DATA

- Installation hole:  $\text{Ø}35\text{mm}$
- Base diameter:  $\text{Ø}50\text{mm}$

#### AVAILABLE SURFACE TREATMENT

(PVD Color or PVD with Nano Finish)



### PF7150

#### SPECIFICATION

- Material: 304 Stainless steel 18/8
- Cartridge : Ceramic discs  $\text{Ø}35\text{mm}$
- Flexible hoses : Stainless steel , L=600mm
- Spout rotation: 360°

#### TECHNICAL DATA

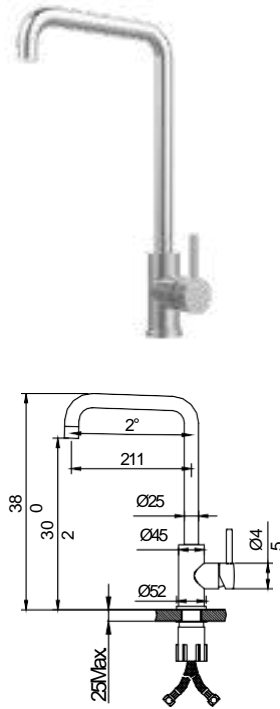
- Installation hole:  $\text{Ø}35\text{mm}$
- Base diameter:  $\text{Ø}50\text{mm}$

#### AVAILABLE SURFACE TREATMENT

(PVD Color or PVD with Nano Finish)







### PF7131

#### SPECIFICATION

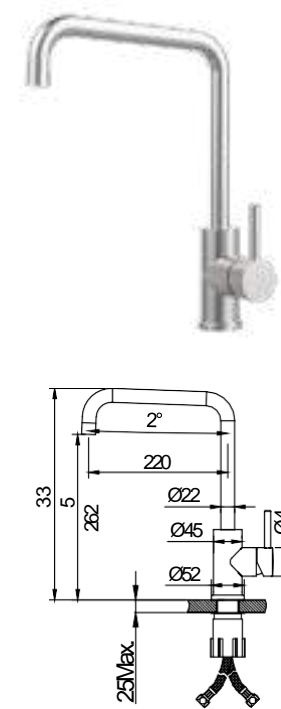

- Material: 304 Stainless steel 18/8
- Cartridge : Ceramic discs  $\varnothing 35$ mm
- Flexible hoses : Stainless steel , L=600mm
- Spout rotation: 360°

#### TECHNICAL DATA

- Installation hole:  $\varnothing 35$ mm
- Base diameter:  $\varnothing 52$ mm

#### AVAILABLE SURFACE TREATMENT

(PVD Color or PVD with Nano Finish)



### PF7110M

#### SPECIFICATION

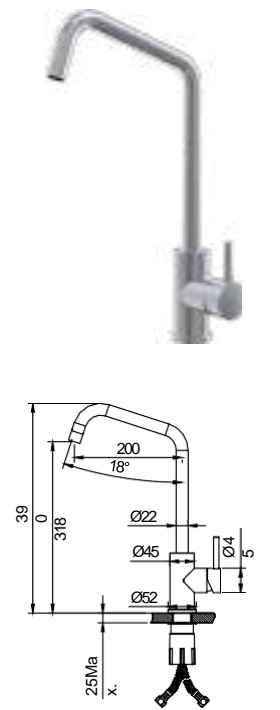
- Material: 304 Stainless steel 18/8
- Cartridge : Ceramic discs  $\varnothing 35$ mm
- Flexible hoses : Stainless steel , L=600mm
- Spout rotation: 360°

#### TECHNICAL DATA

- Installation hole:  $\varnothing 35$ mm
- Base diameter:  $\varnothing 52$ mm

#### AVAILABLE SURFACE TREATMENT

(PVD Color or PVD with Nano Finish)



### PF7122

#### SPECIFICATION

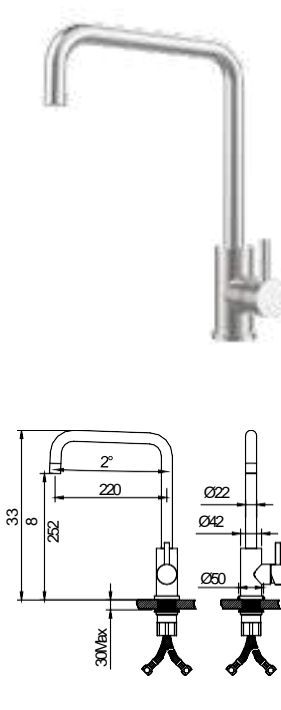

- Material: 304 Stainless steel 18/8
- Cartridge : Ceramic discs  $\varnothing 35$ mm
- Flexible hoses : Stainless steel , L=600mm
- Spout rotation: 360°

#### TECHNICAL DATA

- Installation hole:  $\varnothing 35$ mm
- Base diameter:  $\varnothing 52$ mm

#### AVAILABLE SURFACE TREATMENT

(PVD Color or PVD with Nano Finish)



### PF7152

#### SPECIFICATION


- Material: 304 Stainless steel 18/8
- Cartridge : Ceramic discs  $\varnothing 35$ mm
- Flexible hoses : Stainless steel , L=600mm
- Spout rotation: 360°

#### TECHNICAL DATA

- Installation hole:  $\varnothing 35$ mm
- Base diameter:  $\varnothing 50$ mm

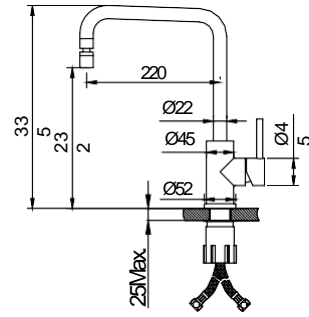
#### AVAILABLE SURFACE TREATMENT

(PVD Color or PVD with Nano Finish)





Seven style



### F1110

#### SPECIFICATION

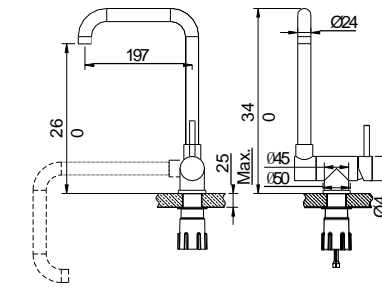
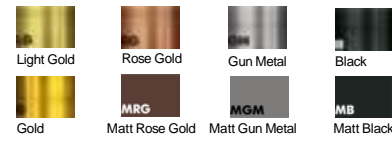
- Material: 304 Stainless steel 18/8
- Cartridge : Ceramic discs  $\text{Ø}35\text{mm}$
- Flexible hoses : Stainless steel , L= $600\text{mm}$
- Spout rotation:  $360^\circ$

#### TECHNICAL DATA

- Installation hole:  $\text{Ø}35\text{mm}$
- Base diameter:  $\text{Ø}52\text{mm}$

#### AVAILABLE SURFACE TREATMENT

(PVD Color or PVD with Nano Finish)



### PF7106

#### SPECIFICATION

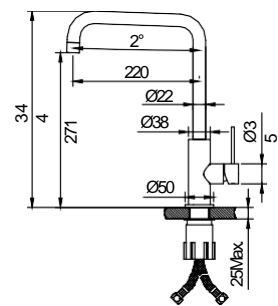

- Material: 304 Stainless steel 18/8
- Cartridge : A-1 Shanhe  $\text{Ø}35\text{mm}$
- Flexible hoses : Stainless steel , L= $600\text{mm}$
- Spout rotation:  $360^\circ$

#### TECHNICAL DATA

- Installation hole:  $\text{Ø}35\text{mm}$
- Base diameter:  $\text{Ø}50\text{mm}$

#### AVAILABLE SURFACE TREATMENT

(PVD Color or PVD with Nano Finish)



### PF7156

#### SPECIFICATION

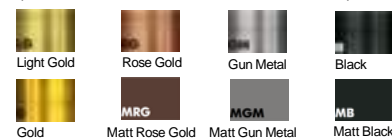
- Material: 304 Stainless steel 18/8
- Cartridge : Ceramic discs  $\text{Ø}25\text{mm}$
- Flexible hoses : Stainless steel , L= $600\text{mm}$
- Spout rotation:  $360^\circ$

#### TECHNICAL DATA

- Installation hole:  $\text{Ø}35\text{mm}$
- Base diameter:  $\text{Ø}50\text{mm}$

#### AVAILABLE SURFACE TREATMENT

(PVD Color or PVD with Nano Finish)





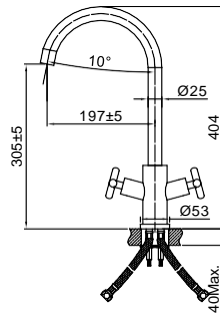


## DUAL CONTROL KITCHEN MIXER

---

Combined with vintage style and modern function,  
This model makes a strong statement in any kitchen, a pleasant cooking experience  
starts from here.





### 70102

#### SPECIFICATION

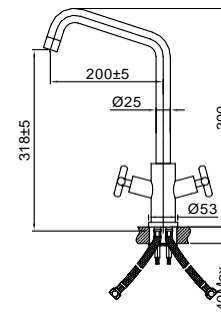

- Material: 304 Stainless steel 18/8
- Cartridge : Ceramic discs
- Flexible hoses : Stainless steel , L=600mm
- Spout rotation: 360°

#### TECHNICAL DATA

- Installation hole: Ø35mm
- Base diameter: Ø53mm

#### AVAILABLE SURFACE TREATMENT

(PVD Color or PVD with Nano Finish)



### 70102B

#### SPECIFICATION

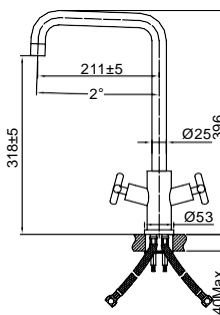
- Material: 304 Stainless steel 18/8
- Cartridge : Ceramic discs
- Flexible hoses : Stainless steel , L=600mm
- Spout rotation: 360°

#### TECHNICAL DATA

- Installation hole: Ø35mm
- Base diameter: Ø53mm

#### AVAILABLE SURFACE TREATMENT

(PVD Color or PVD with Nano Finish)



### 70102A

#### SPECIFICATION

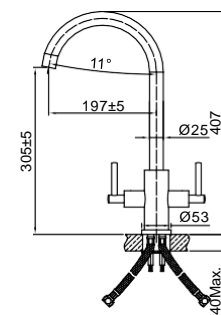
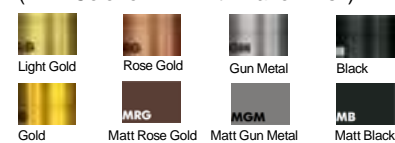
- Material: 304 Stainless steel 18/8
- Cartridge : Ceramic discs
- Flexible hoses : Stainless steel , L=600mm
- Spout rotation: 360°

#### TECHNICAL DATA

- Installation hole: Ø35mm
- Base diameter: Ø53mm

#### AVAILABLE SURFACE TREATMENT

(PVD Color or PVD with Nano Finish)



### 70103

#### SPECIFICATION

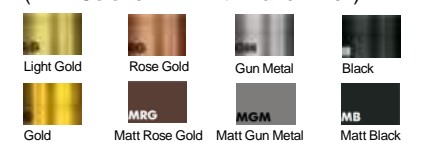
- Material: 304 Stainless steel 18/8
- Cartridge : Ceramic discs
- Flexible hoses : Stainless steel , L=600mm
- Spout rotation: 360°

#### TECHNICAL DATA

- Installation hole: Ø35mm
- Base diameter: Ø53mm

#### AVAILABLE SURFACE TREATMENT

(PVD Color or PVD with Nano Finish)



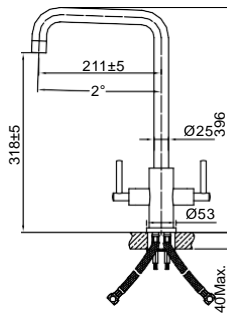



### 70103A

- SPECIFICATION**
- Material: 304 Stainless steel 18/8
  - Cartridge : Ceramic discs
  - Flexible hoses : Stainless steel , L=**600**mm
  - Spout rotation: 360°

- TECHNICAL DATA**
- Installation hole: **Ø35**mm
  - Base diameter: **Ø53**mm

**AVAILABLE SURFACE TREATMENT**  
(PVD Color or PVD with Nano Finish)

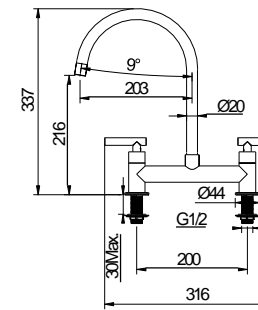


### PF7137

- SPECIFICATION**
- Material: 304 Stainless steel 18/8
  - Cartridge : **Ø25**mm
  - Flexible hoses : Stainless steel , L=**600**mm
  - Spout rotation: 360°

- TECHNICAL DATA**
- Installation hole: **Ø26**mm
  - Base diameter: **Ø42**mm

**AVAILABLE SURFACE TREATMENT**  
(PVD Color or PVD with Nano Finish)

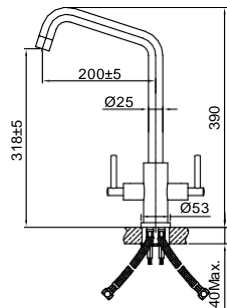
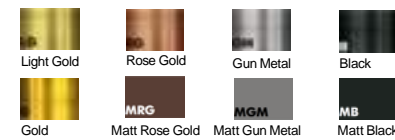


### 70103B

- SPECIFICATION**
- Material: 304 Stainless steel 18/8
  - Cartridge : Ceramic discs
  - Flexible hoses : Stainless steel , L=**600**mm
  - Spout rotation: 360°

- TECHNICAL DATA**
- Installation hole: **Ø35**mm
  - Base diameter: **Ø53**mm

**AVAILABLE SURFACE TREATMENT**  
(PVD Color or PVD with Nano Finish)

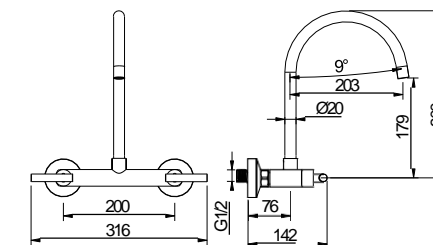


### PF7138

- SPECIFICATION**
- Material: 304 Stainless steel 18/8
  - Cartridge : **Ø25**mm
  - Spout rotation: 360°

- TECHNICAL DATA**
- Base diameter: **Ø42**mm

**AVAILABLE SURFACE TREATMENT**  
(PVD Color or PVD with Nano Finish)





## PURFIER MIXER





### PF7140

#### SPECIFICATION

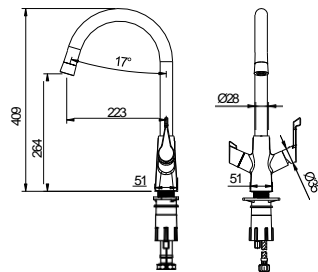
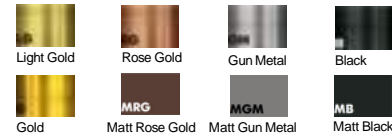
- Material: 304 Stainless steel 18/8
- Cartridge : Ceramic discs  $\varnothing 25$ mm
- Flexible hoses : Stainless steel , L=600mm
- Spout rotation: 360°

#### TECHNICAL DATA

- Installation hole:  $\varnothing 35$ mm
- Base diameter:  $\varnothing 51$ mm

#### AVAILABLE SURFACE TREATMENT

(PVD Color or PVD with Nano Finish)



### PJ12

#### SPECIFICATION

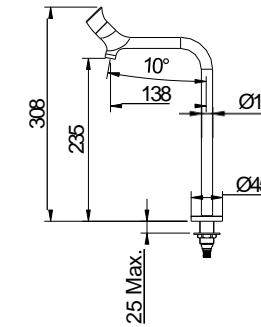
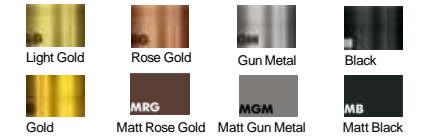
- Material: 304 Stainless steel 18/8
- Cartridge : Ceramic discs G1/2"
- Spout rotation: 360°

#### TECHNICAL DATA

- Installation hole:  $\varnothing 25$ mm
- Base diameter:  $\varnothing 45$ mm

#### AVAILABLE SURFACE TREATMENT

(PVD Color or PVD with Nano Finish)



### 70116B

#### SPECIFICATION

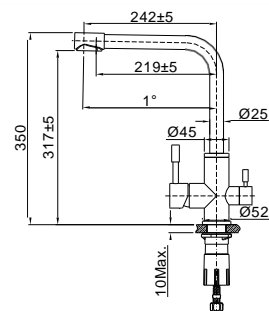
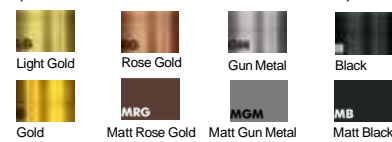
- Material: 304 Stainless steel 18/8
- Cartridge : Ceramic discs  $\varnothing 35$ mm & s/s customized cartridge
- Flexible hoses : Stainless steel , L=600mm
- Spout rotation: 360°

#### TECHNICAL DATA

- Installation hole:  $\varnothing 35$ mm
- Base diameter:  $\varnothing 52$ mm

#### AVAILABLE SURFACE TREATMENT

(PVD Color or PVD with Nano Finish)



### PJ08

#### SPECIFICATION

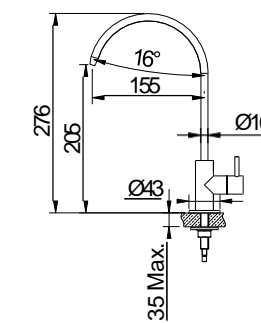
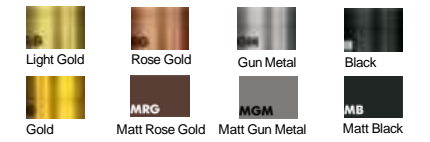
- Material: 304 Stainless steel 18/8
- Cartridge : Ceramic discs  $\varnothing 20$ mm
- Spout rotation: 360°

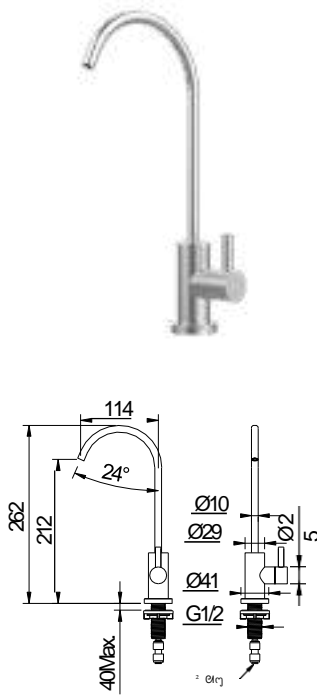
#### TECHNICAL DATA

- Installation hole:  $\varnothing 25$ mm
- Base diameter:  $\varnothing 43$ mm

#### AVAILABLE SURFACE TREATMENT

(PVD Color or PVD with Nano Finish)





### PJ18

#### SPECIFICATION

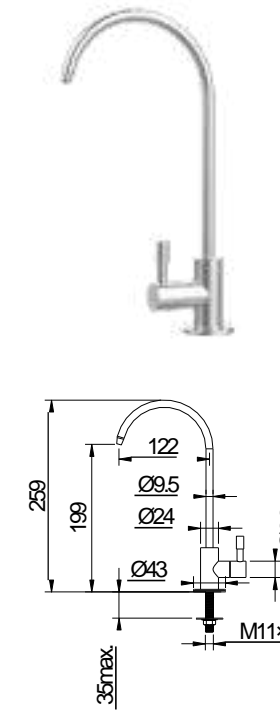

- Material: 304 Stainless steel 18/8
- Cartridge : Ceramic discs Ø20mm
- Spout rotation: 360°

#### TECHNICAL DATA

- Installation hole: Ø25mm
- Base diameter: Ø41mm

#### AVAILABLE SURFACE TREATMENT

(PVD Color or PVD with Nano Finish)



### PJ21

#### SPECIFICATION

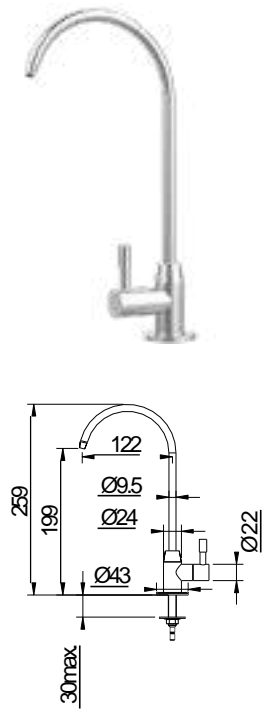
- Material: 304 Stainless steel 18/8
- Cartridge : Ceramic discs M18\*1.5mm
- Spout rotation: 360°

#### TECHNICAL DATA

- Installation hole: Ø25mm
- Base diameter: Ø43mm

#### AVAILABLE SURFACE TREATMENT

(PVD Color or PVD with Nano Finish)



### PJ20

#### SPECIFICATION

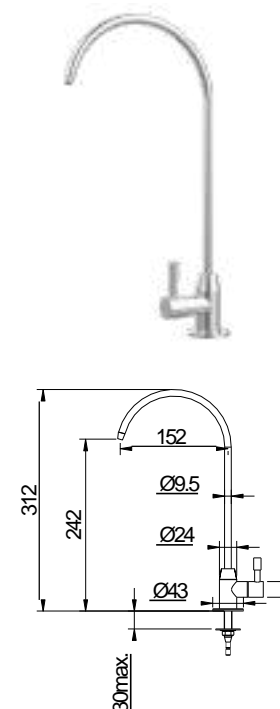
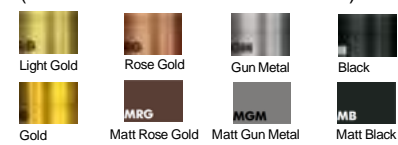
- Material: 304 Stainless steel 18/8
- Cartridge : Ceramic discs M18\*1.5mm
- Spout rotation: 360°

#### TECHNICAL DATA

- Installation hole: Ø25mm
- Base diameter: Ø43mm

#### AVAILABLE SURFACE TREATMENT

(PVD Color or PVD with Nano Finish)



### PJ30

#### SPECIFICATION

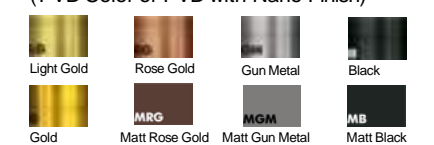
- Material: 304 Stainless steel 18/8
- Cartridge : Ceramic discs M18x1.5mm
- Spout rotation: 360°

#### TECHNICAL DATA

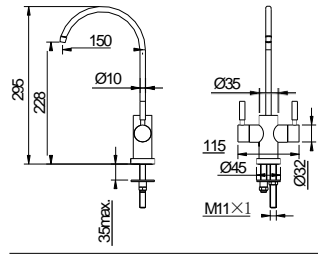
- Installation hole: Ø25mm
- Base diameter: Ø43mm

#### AVAILABLE SURFACE TREATMENT

(PVD Color or PVD with Nano Finish)



Purifier mixer



## PJ23

### SPECIFICATION

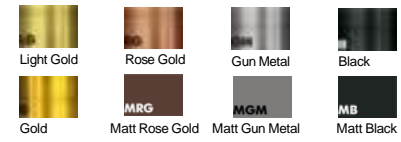
- Material: 304 Stainless steel 18/8
- Cartridge : Ceramic discs **M18\*1.5mm**
- Spout rotation: 360°

### TECHNICAL DATA

- Installation hole: **Ø35mm**
- Base diameter: **Ø45mm**

### AVAILABLE SURFACE TREATMENT

(PVD Color or PVD with Nano Finish)







## BASIN MIXER

Slim basin mixer 25mm



### PF1171

#### SPECIFICATION

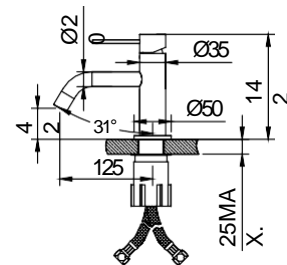
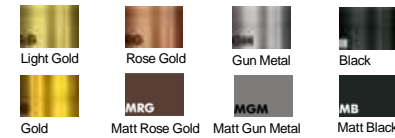
- Material: 304 Stainless steel 18/8
- Cartridge : Kerox  $\varnothing 25$ mm
- Flexible hoses : Stainless steel , L=**600**mm
- Spout rotation: 360°

#### TECHNICAL DATA

- Installation hole:  $\varnothing 35$ mm
- Base diameter:  $\varnothing 52$ mm

#### AVAILABLE SURFACE TREATMENT

(PVD Color or PVD with Nano Finish)



Slim basin mixer 25mm



### PF1171A

#### SPECIFICATION

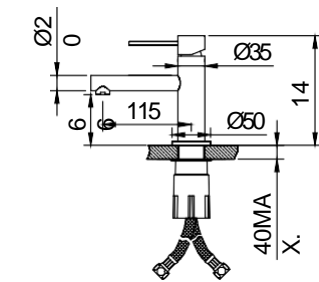

- Material: 304 Stainless steel 18/8
- Cartridge : Ceramic discs  $\varnothing 25$ mm
- Flexible hoses : Stainless steel , L=**600**mm

#### TECHNICAL DATA

- Installation hole:  $\varnothing 35$ mm
- Base diameter:  $\varnothing 50$ mm

#### AVAILABLE SURFACE TREATMENT

(PVD Color or PVD with Nano Finish)



### PF1172

#### SPECIFICATION

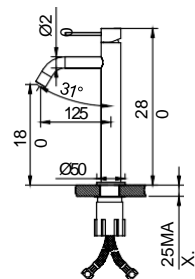

- Material: 304 Stainless steel 18/8
- Cartridge : Kerox  $\varnothing 25$ mm
- Flexible hoses : Stainless steel , L=**600**mm
- Spout rotation: 360°

#### TECHNICAL DATA

- Installation hole:  $\varnothing 35$ mm
- Base diameter:  $\varnothing 52$ mm

#### AVAILABLE SURFACE TREATMENT

(PVD Color or PVD with Nano Finish)



### PF1172A

#### SPECIFICATION

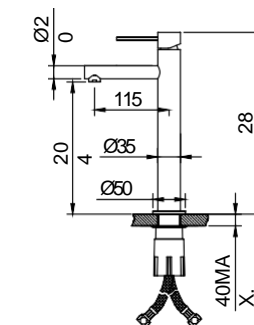
- Material: 304 Stainless steel
- Cartridge : Ceramic discs  $\varnothing 25$ mm
- Flexible hoses : Stainless steel , L=**600**mm

#### TECHNICAL DATA

- Installation hole:  $\varnothing 35$ mm
- Base diameter:  $\varnothing 50$ mm

#### AVAILABLE SURFACE TREATMENT

(PVD Color or PVD with Nano Finish)



Slim basin mixer 25mm



### PF1171B

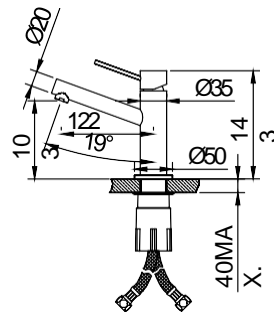
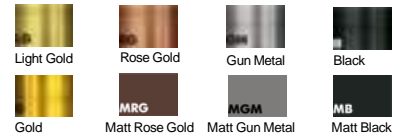
#### SPECIFICATION

- Material: 304 Stainless steel 18/8
- Cartridge : Ceramic discs  $\varnothing 25$ mm
- Flexible hoses : Stainless steel , L=600mm

#### TECHNICAL DATA

- Installation hole:  $\varnothing 35$ mm
- Base diameter:  $\varnothing 50$ mm

#### AVAILABLE SURFACE TREATMENT (PVD Color or PVD with Nano Finish)



Slim basin mixer 25mm



### PF1181

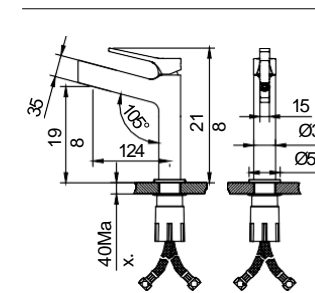
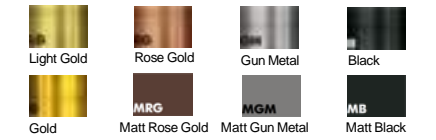
#### SPECIFICATION

- Material: 304 Stainless steel 18/8
- Cartridge : Ceramic discs  $\varnothing 25$ mm
- Flexible hoses : Stainless steel , L=600mm

#### TECHNICAL DATA

- Installation hole:  $\varnothing 35$ mm
- Base diameter:  $\varnothing 50$ mm

#### AVAILABLE SURFACE TREATMENT (PVD Color or PVD with Nano Finish)



Slim basin mixer 25mm



### PF1172B

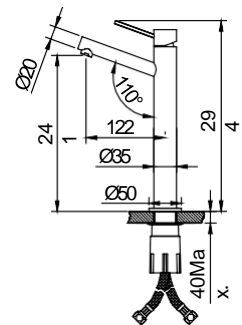
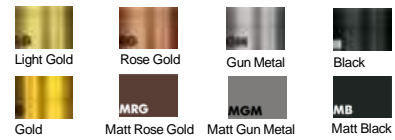
#### SPECIFICATION

- Material: 304 Stainless steel 18/8
- Cartridge : Ceramic discs  $\varnothing 25$ mm
- Flexible hoses : Stainless steel , L=600mm

#### TECHNICAL DATA

- Installation hole:  $\varnothing 35$ mm
- Base diameter:  $\varnothing 50$ mm

#### AVAILABLE SURFACE TREATMENT (PVD Color or PVD with Nano Finish)



Slim basin mixer 25mm



### PF1182

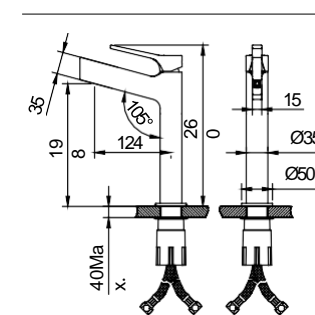
#### SPECIFICATION

- Material: 304 Stainless steel 18/8
- Cartridge : Ceramic discs  $\varnothing 25$ mm
- Flexible hoses : Stainless steel , L=600mm

#### TECHNICAL DATA

- Installation hole:  $\varnothing 35$ mm
- Base diameter:  $\varnothing 50$ mm

#### AVAILABLE SURFACE TREATMENT (PVD Color or PVD with Nano Finish)





Slim basin mixer 35mm



## PF1151

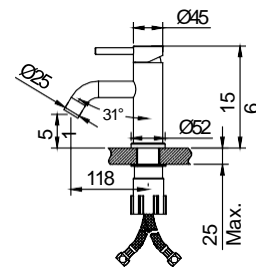
### SPECIFICATION

- Material: 304 Stainless steel 18/8
- Cartridge : Ceramic discs  $\varnothing 35$ mm
- Flexible hoses : Stainless steel , L=**600**mm
- Spout rotation: 360°

### TECHNICAL DATA

- Installation hole:  $\varnothing 35$ mm
- Base diameter:  $\varnothing 52$ mm

### AVAILABLE SURFACE TREATMENT (PVD Color or PVD with Nano Finish)



Slim basin mixer 35mm



## PF1071

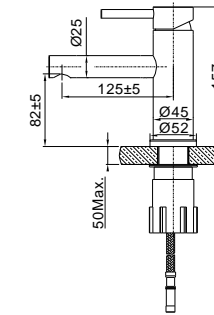
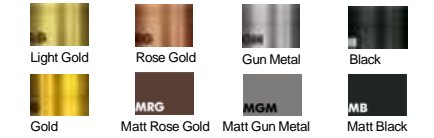
### SPECIFICATION

- Material: 304 Stainless steel 18/8
- Cartridge : Ceramic discs  $\varnothing 35$ mm
- Flexible hoses : Stainless steel , L=**600**mm

### TECHNICAL DATA

- Installation hole:  $\varnothing 35$ mm
- Base diameter:  $\varnothing 52$ mm

### AVAILABLE SURFACE TREATMENT (PVD Color or PVD with Nano Finish)



## PF1152

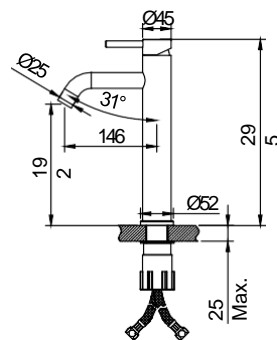
### SPECIFICATION

- Material: 304 Stainless steel 18/8
- Cartridge : Ceramic discs  $\varnothing 35$ mm
- Flexible hoses : Stainless steel , L=**600**mm

### TECHNICAL DATA

- Installation hole:  $\varnothing 35$ mm
- Base diameter:  $\varnothing 52$ mm

### AVAILABLE SURFACE TREATMENT (PVD Color or PVD with Nano Finish)



## PF1072

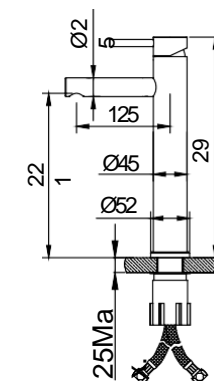
### SPECIFICATION

- Material: 304 Stainless steel 18/8
- Cartridge : Ceramic discs  $\varnothing 35$ mm
- Flexible hoses : Stainless steel , L=**600**mm

### TECHNICAL DATA

- Installation hole:  $\varnothing 35$ mm
- Base diameter:  $\varnothing 52$ mm

### AVAILABLE SURFACE TREATMENT (PVD Color or PVD with Nano Finish)



Slim basin mixer 35mm



### PF1051

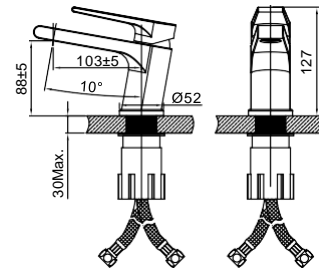
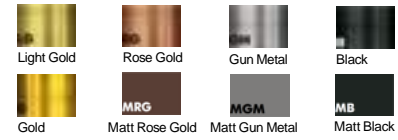
#### SPECIFICATION

- Material: 304 Stainless steel 18/8
- Cartridge : Ceramic discs  $\varnothing 35$ mm
- Flexible hoses : Stainless steel , L=600mm

#### TECHNICAL DATA

- Installation hole:  $\varnothing 35$ mm
- Base diameter:  $\varnothing 52$ mm

#### AVAILABLE SURFACE TREATMENT (PVD Color or PVD with Nano Finish)



Slim basin mixer 35mm



### PF1081

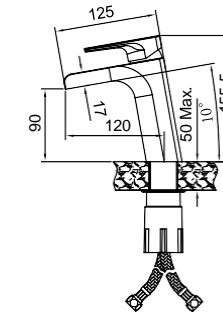
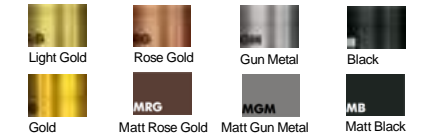
#### SPECIFICATION

- Material: 304 Stainless steel 18/8
- Cartridge : Ceramic discs  $\varnothing 25$ mm
- Flexible hoses : Stainless steel , L=600mm

#### TECHNICAL DATA

- Installation hole:  $\varnothing 35$ mm

#### AVAILABLE SURFACE TREATMENT (PVD Color or PVD with Nano Finish)



### PF1061

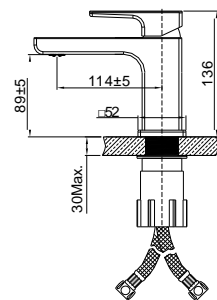

#### SPECIFICATION

- Material: 304 Stainless steel 18/8
- Cartridge : Ceramic discs  $\varnothing 35$ mm
- Flexible hoses : Stainless steel , L=600mm

#### TECHNICAL DATA

- Installation hole:  $\varnothing 35$ mm
- Base diameter: 52x52mm

#### AVAILABLE SURFACE TREATMENT (PVD Color or PVD with Nano Finish)





### 115311A

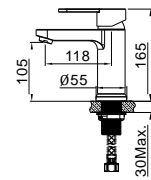
#### SPECIFICATION

- Material: 304 Stainless steel 18/8
- Cartridge : Ceramic discs **Ø40mm**
- Flexible hoses : Stainless steel , L=**600mm**

#### TECHNICAL DATA

- Installation hole: **Ø35mm**
- Base diameter: **Ø55mm**

#### AVAILABLE SURFACE TREATMENT (PVD Color or PVD with Nano Finish)



### 103611

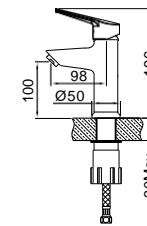
#### SPECIFICATION

- Material: 304 Stainless steel 18/8
- Cartridge : Ceramic discs **Ø35mm**
- Flexible hoses : Stainless steel , L=**600mm**

#### TECHNICAL DATA

- Installation hole: **Ø35mm**
- Base diameter: **Ø50mm**

#### AVAILABLE SURFACE TREATMENT (PVD Color or PVD with Nano Finish)



### 115313A

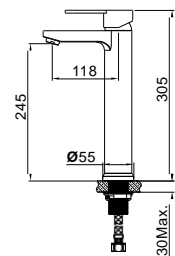

#### SPECIFICATION

- Material: 304 Stainless steel 18/8
- Cartridge : Ceramic discs **Ø40mm**
- Flexible hoses : Stainless steel , L=**600mm**

#### TECHNICAL DATA

- Installation hole: **Ø35mm**
- Base diameter: **Ø55mm**

#### AVAILABLE SURFACE TREATMENT (PVD Color or PVD with Nano Finish)



### 103613

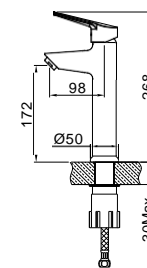
#### SPECIFICATION

- Material: 304 Stainless steel 18/8
- Cartridge : Ceramic discs **Ø35mm**
- Flexible hoses : Stainless steel , L=**600mm**

#### TECHNICAL DATA

- Installation hole: **Ø35mm**
- Base diameter: **Ø50mm**

#### AVAILABLE SURFACE TREATMENT (PVD Color or PVD with Nano Finish)





Slim basin mixer



## PF1201

### SPECIFICATION

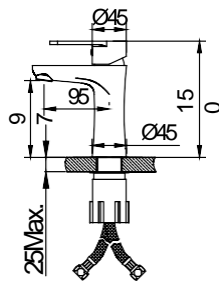
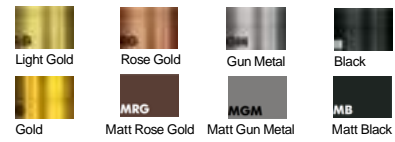
- Material: 304 Stainless steel 18/8
- Cartridge : Ceramic discs  $\varnothing 35$ mm
- Flexible hoses : Stainless steel , L=600mm

### TECHNICAL DATA

- Installation hole:  $\varnothing 35$ mm
- Base diameter:  $\varnothing 45$ mm

### AVAILABLE SURFACE TREATMENT

(PVD Color or PVD with Nano Finish)



## PF1097

### SPECIFICATION

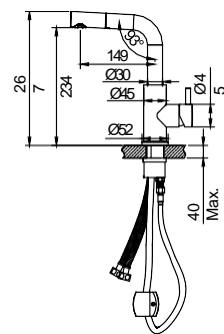

- Material: 304 Stainless steel 18/8
- Cartridge : Kerox  $\varnothing 35$ mm
- Flexible hoses : Stainless steel , L=600mm
- Spout rotation: 360°

### TECHNICAL DATA

- Installation hole:  $\varnothing 35$ mm
- Base diameter:  $\varnothing 52$ mm

### AVAILABLE SURFACE TREATMENT

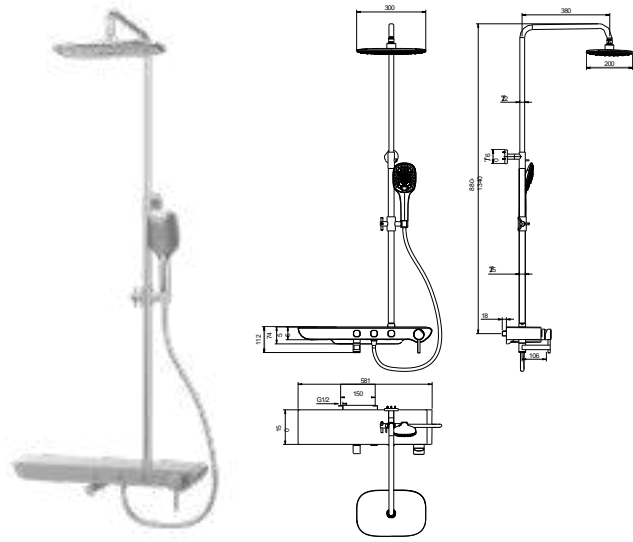
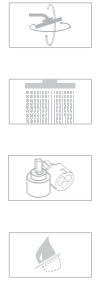
(PVD Color or PVD with Nano Finish)





## Showers

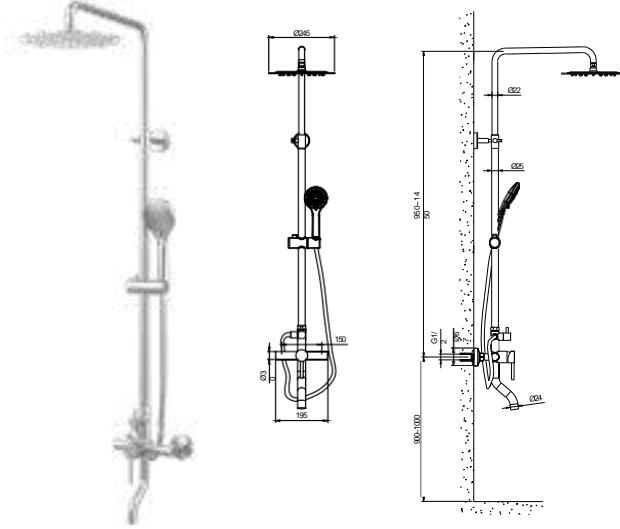
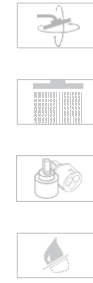




### PF2182

#### SPECIFICATION

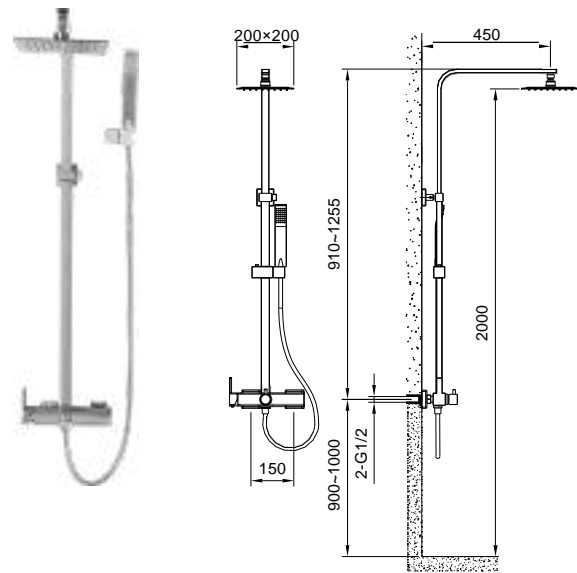
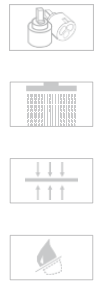
Material: 304 Stainless steel 18/8  
 Cartridge : Ceramic discs Ø35mm  
 Head shower dimension: 300x200mm  
 Bathtub spout rotation: 90°



### M1317

#### SPECIFICATION

Material: 304 Stainless steel 18/8  
 Cartridge : Ceramic discs Ø35mm  
 Head shower dimension: Ø245mm  
 Bathtub spout rotation: 180°



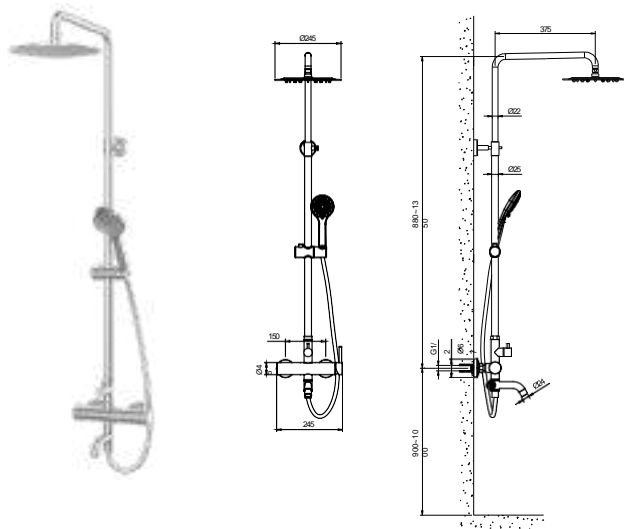
### PF2121

#### SPECIFICATION

Material: 304 Stainless steel 18/8  
 Cartridge : Ceramic discs Ø35mm  
 Head shower dimension: 200x200mm  
 Adjustable high: 350mm

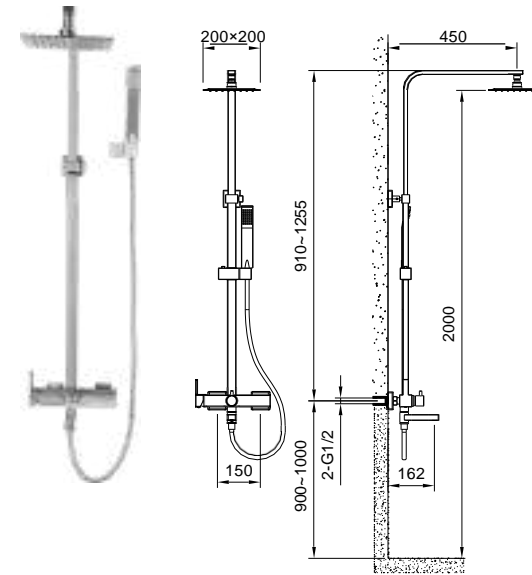






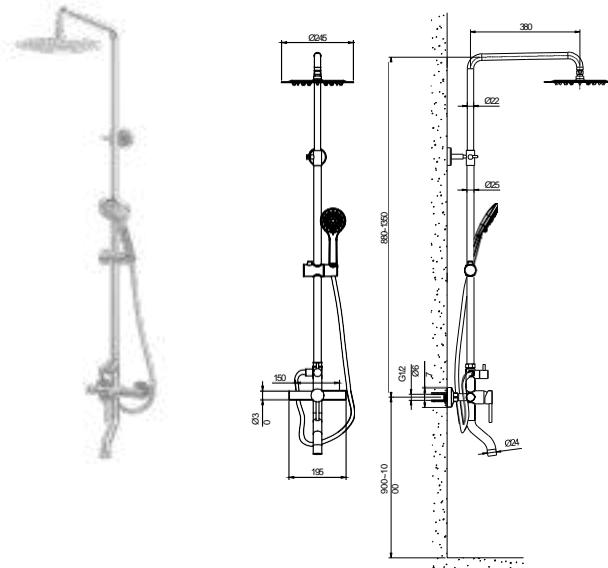
### M1318

**SPECIFICATION**  
 Material: 304 Stainless steel 18/8  
 Cartridge : Ceramic discs Ø35mm  
 Head shower dimension: Ø245mm  
 Bathtub spout rotation: 90°



### PF2122

**SPECIFICATION**  
 Material: 304 Stainless steel 18/8  
 Cartridge : Ceramic discs Ø35mm  
 Head shower dimension: 200x200mm  
 Bathtub spout rotation: > 180°  
 Adjustable high: 350mm

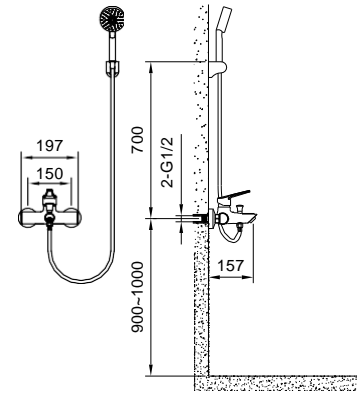



### PF2332

**SPECIFICATION**  
 Material: 304 Stainless steel 18/8  
 Cartridge : Ceramic discs Ø35mm  
 Head shower dimension: Ø245mm  
 Bathtub spout rotation: 180°



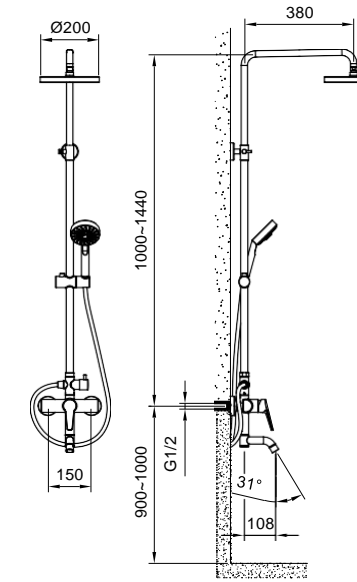
Showers



PSG3651-AO

**SPECIFICATION**  
 Material: 304 Stainless steel 18/8  
 Cartridge : Ceramic discs Ø35mm

Showers

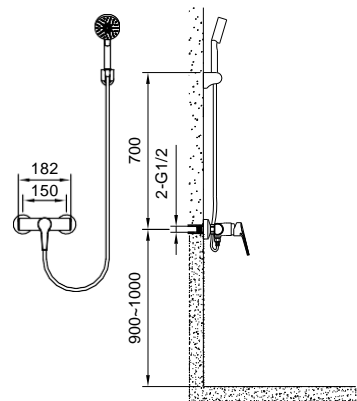



PF2362

**SPECIFICATION**  
 Material: 304 Stainless steel 18/8  
 Cartridge : Ceramic discs Ø35mm  
 Head shower dimension: Ø200mm  
 Bathtub spout rotation: > 180°  
 Adjustable high: 400mm

PSG3671-AO

**SPECIFICATION**  
 - Material: 304 Stainless steel 18/8  
 - Cartridge : Ceramic discs Ø35mm



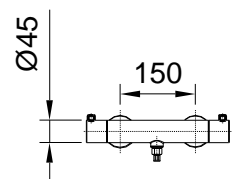




## THERMOSTATIC SHOWERS



Thermostatic showers



**HWF03**

Mixer Body only

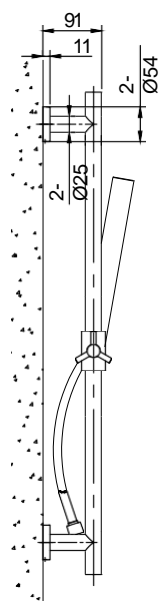
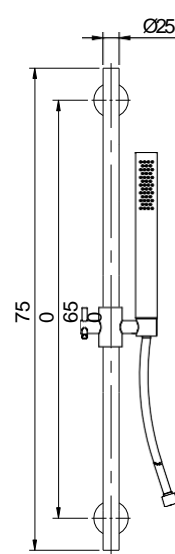
**SPECIFICATION**

Material: 304 Stainless steel 18/8

Cartridge: Vernet thermostatic cartridge VT30

**AVAILABLE SURFACE TREATMENT**

(PVD Color or PVD with Nano Finish)



**PSGHWF03**

**SPECIFICATION**

Material: 304 Stainless steel 18/8

Cartridge: Vernet thermostatic cartridge VT30

**AVAILABLE SURFACE TREATMENT**

(PVD Color or PVD with Nano Finish)





Thermostatic showers



### HWF12

Mixer Body only



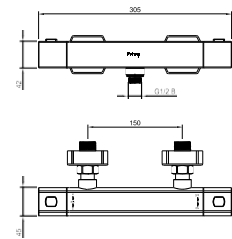
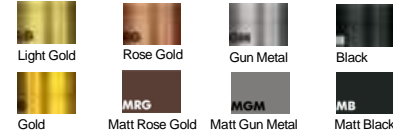
**SPECIFICATION**

Material: 304 Stainless steel 18/8

Cartridge : Vemet thermostatic cartridge  
VT30



**AVAILABLE SURFACE TREATMENT**  
(PVD Color or PVD with Nano Finish)



### HW15

Spout only



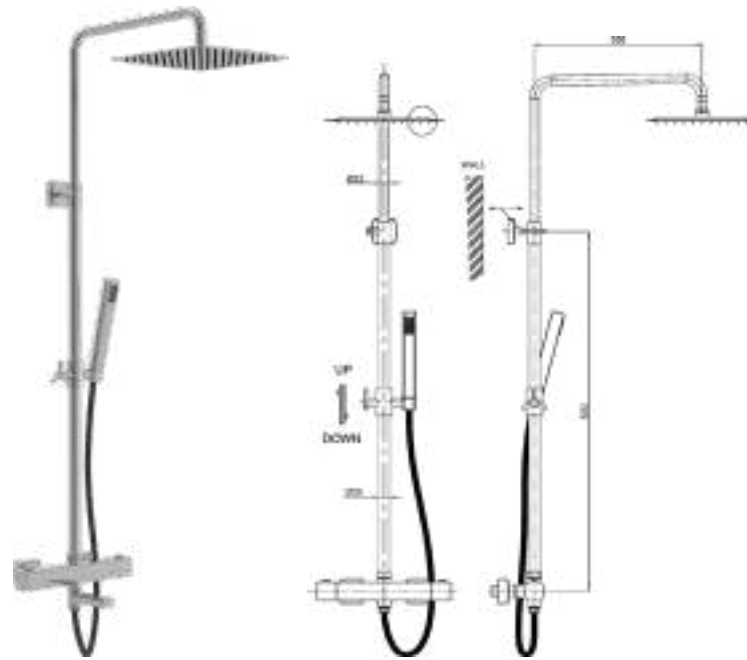
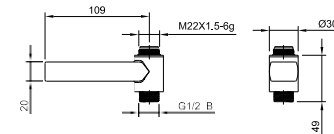
**SPECIFICATION**

Material: 304 Stainless steel 18/8

Cartridge : Vemet thermostatic cartridge  
VT30



**AVAILABLE SURFACE TREATMENT**  
(PVD Color or PVD with Nano Finish)



### PSGHWF14-C0

**SPECIFICATION**

Material: 304 Stainless steel 18/8

Cartridge : Vemet thermostatic cartridge  
VT30

Head shower dimension: **Ø250**

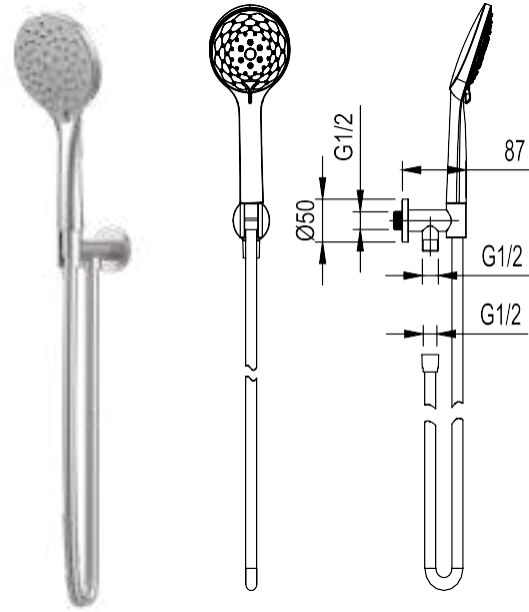
Bathtub spout rotation: **90°**

Adjustable height: **400mm**

**AVAILABLE SURFACE TREATMENT**  
(PVD Color or PVD with Nano Finish)



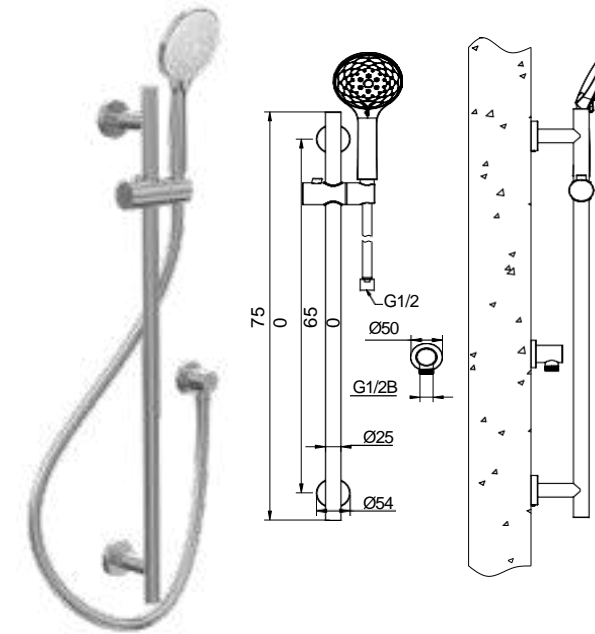





### LN11

**SPECIFICATION**  
Slide Bar & Hand Shower set only

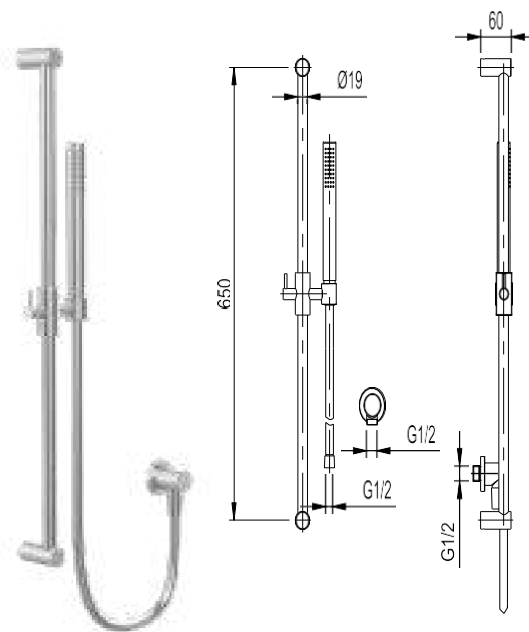
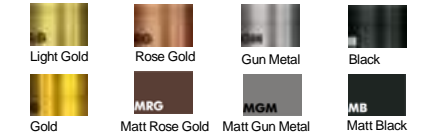
**AVAILABLE SURFACE TREATMENT**  
(PVD Color or PVD with Nano Finish)



### LN09A

**SPECIFICATION**  
Slide Bar & Hand Shower set only

**AVAILABLE SURFACE TREATMENT**  
(PVD Color or PVD with Nano Finish)



### LN12

**SPECIFICATION**  
Slide Bar & Hand Shower set only

**AVAILABLE SURFACE TREATMENT**  
(PVD Color or PVD with Nano Finish)





## BUILD IN SHOWERS

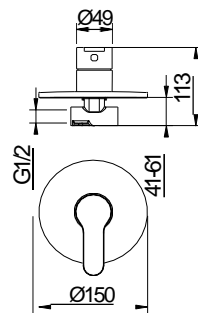
### 115361A

Single lever shower mixer for concealed installation

**SPECIFICATION**  
 Material: 304 Stainless steel 18/8  
 Cartridge : Ceramic discs  $\varnothing 40$ mm

**TECHNICAL DATA**  
 - Base diameter:  $\varnothing 150$ mm

**AVAILABLE SURFACE TREATMENT**  
 (PVD Color or PVD with Nano Finish)



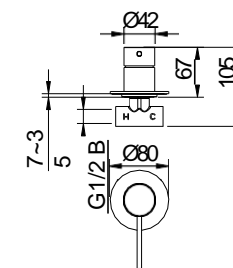
### PF5011

Single lever shower mixer for concealed installation

**SPECIFICATION**  
 Material: 304 Stainless steel 18/8  
 Cartridge : Ceramic discs  $\varnothing 35$ mm

**TECHNICAL DATA**  
 - Base diameter:  $\varnothing 80$ mm

**AVAILABLE SURFACE TREATMENT**  
 (PVD Color or PVD with Nano Finish)



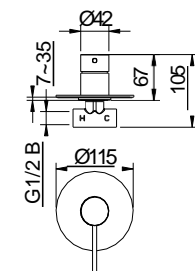
### PF5011A

Single lever shower mixer for concealed installation

**SPECIFICATION**  
 Material: 304 Stainless steel 18/8  
 Cartridge : Ceramic discs  $\varnothing 35$ mm

**TECHNICAL DATA**  
 - Base diameter:  $\varnothing 115$ mm

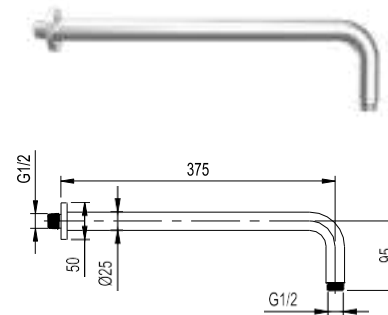
**AVAILABLE SURFACE TREATMENT**  
 (PVD Color or PVD with Nano Finish)



### DPH03-01

Stainless steel shower arm for wall mount

**AVAILABLE SURFACE TREATMENT**  
 (PVD Color or PVD with Nano Finish)



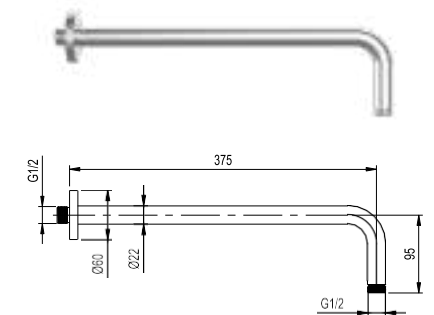
Instructions



### DPH05-01

Stainless steel shower arm for wall mount

**AVAILABLE SURFACE TREATMENT**  
 (PVD Color or PVD with Nano Finish)



Instructions

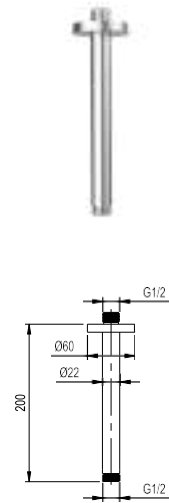




### DPH04-01

Stainless steel shower arm for ceiling mount

AVAILABLE SURFACE TREATMENT  
(PVD Color or PVD with Nano Finish)



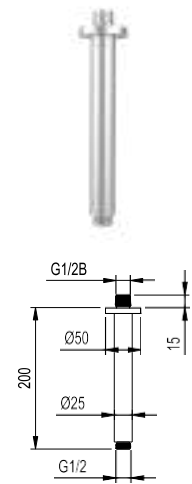
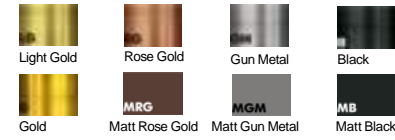
Instructions



### DPH01-01

Stainless steel shower arm for ceiling mount

AVAILABLE SURFACE TREATMENT  
(PVD Color or PVD with Nano Finish)



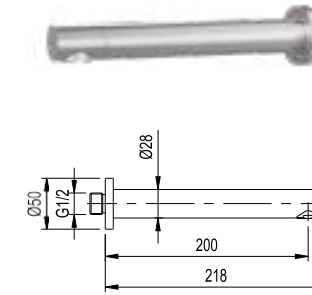
Instructions



### YGG01

Stainless steel bathtub spout

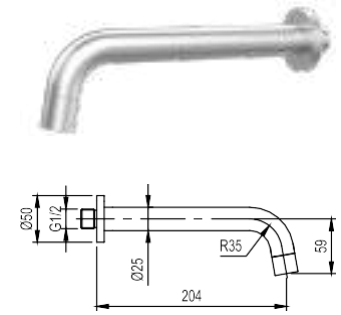
AVAILABLE SURFACE TREATMENT  
(PVD Color or PVD with Nano Finish)



### YGG02

Stainless steel bathtub spout

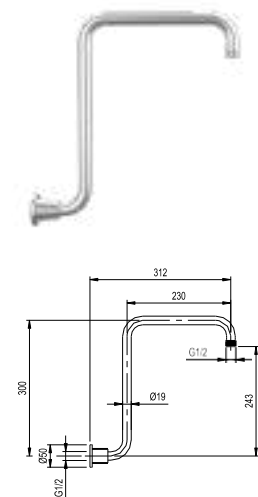

AVAILABLE SURFACE TREATMENT  
(PVD Color or PVD with Nano Finish)



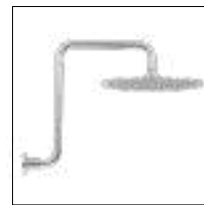
### DPH02-01

Stainless steel shower arm for wall mount

AVAILABLE SURFACE TREATMENT  
(PVD Color or PVD with Nano Finish)



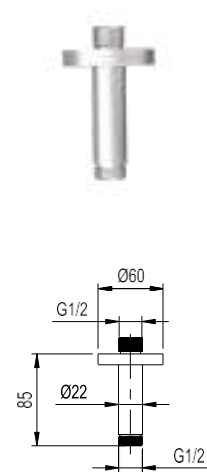
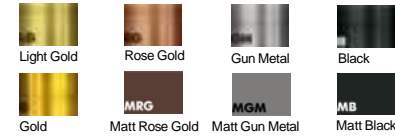
Instructions



### DPH06-01

Stainless steel shower arm for ceiling mount

AVAILABLE SURFACE TREATMENT  
(PVD Color or PVD with Nano Finish)



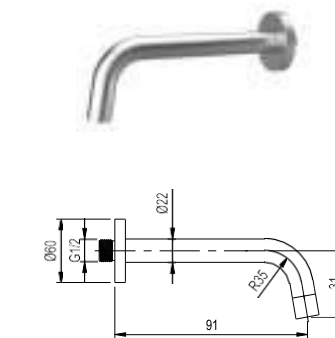
Instructions



### YGG03

Stainless steel bathtub spout

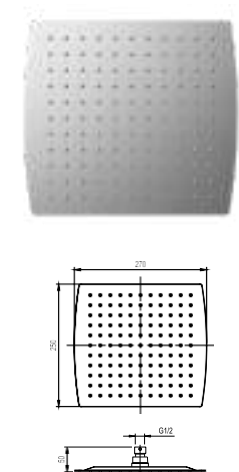
AVAILABLE SURFACE TREATMENT  
(PVD Color or PVD with Nano Finish)



### HUS0103

Stainless steel head shower

AVAILABLE SURFACE TREATMENT  
(PVD Color or PVD with Nano Finish)

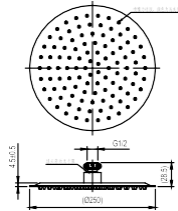
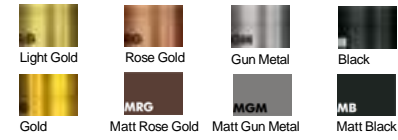


# FEATURES OF THERMOSTATIC SHOWER

## HUS0101

Stainless steel 10" round head shower

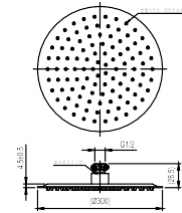
AVAILABLE SURFACE TREATMENT  
(PVD Color or PVD with Nano Finish)



## HUS0102

Stainless steel 12" round head shower

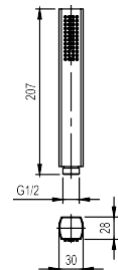
AVAILABLE SURFACE TREATMENT  
(PVD Color or PVD with Nano Finish)



## HUS0203

Stainless steel hand shower single function

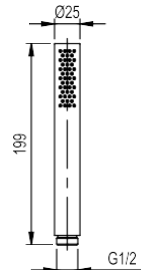
AVAILABLE SURFACE TREATMENT  
(PVD Color or PVD with Nano Finish)



## HUS0202

Stainless steel hand shower single function

AVAILABLE SURFACE TREATMENT  
(PVD Color or PVD with Nano Finish)



360°Rotation of the head shower, adjust the angle as you wish.

Multi-functional hand shower, satisfied different shower bath requirements.

Head shower(up) and bathtub spout(down) diverter

Rotatable spout with diverter function, easy for use and space saving.

Pre-set temperature control of the shower water.



## STAINLESS STEEL BASIN



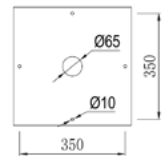
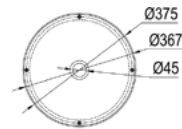

Round



### 4377F

Overall dimension:  $\phi$ 375 x 90mm  
Bowl dimension:  $\phi$ 331mm  
Radius: R10  
Thickness: 3mm

AVAILABLE SURFACE TREATMENT  
(PVD Color or PVD with Nano Finish)



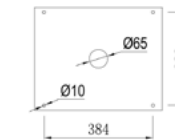
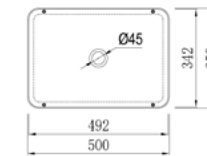

Square



### 4376F

Overall dimension: 500 x 350 x 90mm  
Bowl dimension: 456 x 306mm  
Radius: R10  
Thickness: 3mm

AVAILABLE SURFACE TREATMENT  
(PVD Color or PVD with Nano Finish)



4377F-G




4377F-RG



4377F-B



4377F-MR



4377F-MG



4377F-MB



4376F-G



4376F-RG



4376F-B



4376F-MR



4376F-MG



4376F-MB


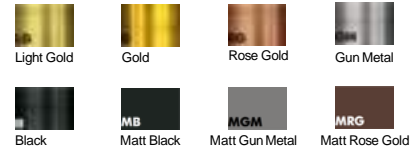


## BATHROOM STOREGE POD

### 4286F

**SPECIFICATION**  
Overall dimension: **1485.9 x 355.6 x 95.25mm**

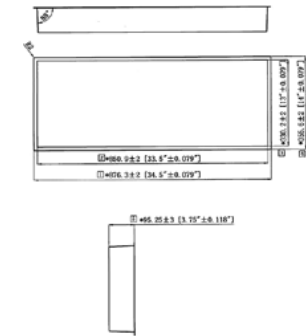

**AVAILABLE SURFACE TREATMENT**  
(PVD Color or PVD with Nano Finish)



### 4288F

**SPECIFICATION**  
Overall dimension: **876.3 x 355.6 x 95.25mm**


**AVAILABLE SURFACE TREATMENT**  
(PVD Color or PVD with Nano Finish)



### 4287F

**SPECIFICATION**  
Overall dimension: **1181.1 x 355.6 x 95.25mm**

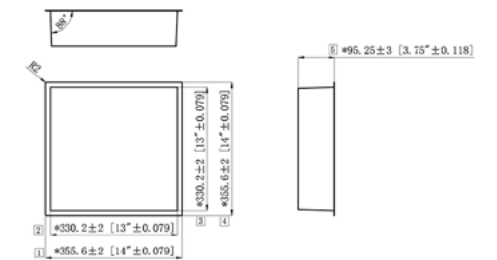

**AVAILABLE SURFACE TREATMENT**  
(PVD Color or PVD with Nano Finish)



### 4289F

**SPECIFICATION**  
Overall dimension: **355.6 x 355.6 x 95.25mm**

**AVAILABLE SURFACE TREATMENT**  
(PVD Color or PVD with Nano Finish)





# BATHROOM ACCESSORIES PVD - PHASE VAPOR DEPOSIT

We cover every option that you could possibly need to add the finishing touch to your bathroom and they're made of the same high quality stainless steel that we use to produce our other fine Primy products.

















Bathroom accessories range 3 square

 <b>1</b> P51-Q Single/Double Clothes Hook	 <b>2</b> P51-I Single Towel Holder	 <b>3</b> P51-L Double Towel Holder	 <b>4</b> P51-C Soap Dish Rack								
 <b>5</b> P51-D Cup Holder	 <b>6</b> P51-O Towel Holder	 <b>7</b> P51-G Toilet Brush	<p>AVAILABLE SURFACE TREATMENT (PVD Color or PVD with Nano Finish)</p> <table border="0"> <tr> <td> Light Gold</td> <td> Rose Gold</td> <td> Gun Metal</td> <td> Black</td> </tr> <tr> <td> Gold</td> <td> Matt Rose Gold</td> <td> Matt Gun Metal</td> <td> Matt Black</td> </tr> </table>	 Light Gold	 Rose Gold	 Gun Metal	 Black	 Gold	 Matt Rose Gold	 Matt Gun Metal	 Matt Black
 Light Gold	 Rose Gold	 Gun Metal	 Black								
 Gold	 Matt Rose Gold	 Matt Gun Metal	 Matt Black								

Bathroom accessories range 4 round

 <b>1</b> P52-M Single/Double Clothes Hook	 <b>2</b> P52-I Single Towel Holder	 <b>3</b> P52-L Double Towel Holder	 <b>4</b> P52-C Soap Dish Rack								
 <b>5</b> P52-D Cup Holder	 <b>6</b> P52-O Towel Holder	 <b>7</b> P52-G Toilet Brush	<p>AVAILABLE SURFACE TREATMENT (PVD Color or PVD with Nano Finish)</p> <table border="0"> <tr> <td> Light Gold</td> <td> Rose Gold</td> <td> Gun Metal</td> <td> Black</td> </tr> <tr> <td> Gold</td> <td> Matt Rose Gold</td> <td> Matt Gun Metal</td> <td> Matt Black</td> </tr> </table>	 Light Gold	 Rose Gold	 Gun Metal	 Black	 Gold	 Matt Rose Gold	 Matt Gun Metal	 Matt Black
 Light Gold	 Rose Gold	 Gun Metal	 Black								
 Gold	 Matt Rose Gold	 Matt Gun Metal	 Matt Black								

Bathroom accessories range 1 slim

 <b>1</b> A2701-02 Single/Double Clothes Hook	 <b>2</b> A2702-02 Towel Holder	 <b>3</b> P20-K Double Towel Holder	 <b>4</b> P20-G Toilet Brush
-------------------------------------------------------------------------------------------------------------------------------------------	-----------------------------------------------------------------------------------------------------------------------------	----------------------------------------------------------------------------------------------------------------------------------	----------------------------------------------------------------------------------------------------------------------------

Bathroom accessories range 2 round

 <b>1</b> P02-M Single/Double Clothes Hook	 <b>2</b> P02-I Single Towel Holder	 <b>3</b> P02-L Double Towel Holder	 <b>4</b> P02-S Soap Dish Rack								
 <b>5</b> P02-D Cup Holder	 <b>6</b> P02-O Towel Holder	 <b>7</b> P02-G Toilet Brush	<p>AVAILABLE SURFACE TREATMENT (PVD Color or PVD with Nano Finish)</p> <table border="0"> <tr> <td> Light Gold</td> <td> Rose Gold</td> <td> Gun Metal</td> <td> Black</td> </tr> <tr> <td> Gold</td> <td> Matt Rose Gold</td> <td> Matt Gun Metal</td> <td> Matt Black</td> </tr> </table>	 Light Gold	 Rose Gold	 Gun Metal	 Black	 Gold	 Matt Rose Gold	 Matt Gun Metal	 Matt Black
 Light Gold	 Rose Gold	 Gun Metal	 Black								
 Gold	 Matt Rose Gold	 Matt Gun Metal	 Matt Black								



Floor drain

1 GDL07 floor drain	2 GDL08 floor drain	3 GDL09 floor drain	4 GDL10 floor drain																
5 GDL13 floor drain	6 GDL17 floor drain	7 GDL18 floor drain	8 GDL19 floor drain																
9 GDL26 floor drain	10 GDL27 floor drain	<p>AVAILABLE SURFACE TREATMENT (PVD Color or PVD with Nano Finish)</p> <table border="0"> <tr> <td></td> <td></td> <td></td> <td></td> </tr> <tr> <td>Light Gold</td> <td>Rose Gold</td> <td>Gun Metal</td> <td>Black</td> </tr> <tr> <td></td> <td></td> <td></td> <td></td> </tr> <tr> <td>Gold</td> <td>Matt Rose Gold</td> <td>Matt Gun Metal</td> <td>Matt Black</td> </tr> </table>						Light Gold	Rose Gold	Gun Metal	Black					Gold	Matt Rose Gold	Matt Gun Metal	Matt Black
Light Gold	Rose Gold	Gun Metal	Black																
Gold	Matt Rose Gold	Matt Gun Metal	Matt Black																

Angle valve & laundry faucet

1 JF26 Angle Valve	2 JF01 Angle Valve	3 JF25 Angle Valve	4 JF03C Towel Ring
5 PC13 Laundry Faucet	6 PC01 Laundry Faucet	7 PC10 Laundry Faucet	8 PC12 Laundry Faucet
9 PC09A Bidet Spray			

Pop-up waste & bottle trape

1 AC38 Pop-up waste	2 AC39 Pop-up waste	3 AC40 Pop-up waste	4 AC32 Pop-up waste																
5 AC32-Y Pop-up waste	6 AC32-RG Pop-up waste	7 AC32-B Pop-up waste	8 AC32MB Pop-up waste																
5 AC32MG Pop-up waste	6 AC32MR Pop-up waste	5 ACX01 Bottle trape	6 ACX02 Bottle trape																
7 AC47 Bottle trape	8 AC51 Bottle trape	<p>AVAILABLE SURFACE TREATMENT (PVD Color or PVD with Nano Finish)</p> <table border="0"> <tr> <td></td> <td></td> <td></td> <td></td> </tr> <tr> <td>Light Gold</td> <td>Rose Gold</td> <td>Gun Metal</td> <td>Black</td> </tr> <tr> <td></td> <td></td> <td></td> <td></td> </tr> <tr> <td>Gold</td> <td>Matt Rose Gold</td> <td>Matt Gun Metal</td> <td>Matt Black</td> </tr> </table>						Light Gold	Rose Gold	Gun Metal	Black					Gold	Matt Rose Gold	Matt Gun Metal	Matt Black
Light Gold	Rose Gold	Gun Metal	Black																
Gold	Matt Rose Gold	Matt Gun Metal	Matt Black																





Tel: 02 559 8662 / P.O. Box 45557 Abu Dhabi

Email: [info@verdeuae.com](mailto:info@verdeuae.com)

[www.verdeuae.com](http://www.verdeuae.com)