



Bathroom Accessories
Manufactured in Turkey



"Dream Bathroom Lines"

2022/23
Product Catalogue

About Us;

The primary goal of our company, which set out with the principle of designing and producing the Bathroom Lines of your dreams, is quality service and customer satisfaction.

First of all, Line Bathroom, which values people; It takes place in the sector of bathroom accessories and general use stainless wet volume equipment in residences, hotels, hospitals, shopping malls and offices.

By following the innovations with professional team work, it provides solution-oriented approaches to the special demands you imagine and design, and ensures that it coincides with customer needs as a result of R&D studies.

It offers its customers the products it produces and imported in its distinguished dealers, which are increasing day by day.

100% brass and AISI 316, AISI 304, AISI 430 quality stainless steel raw materials are used in the product range.



Bathroom Accessories

VERDE BATHROOM & HOTEL EQUIPMENT



"Dream Bathroom"

Contents

MODELS, WALL MOUNTED	
Olivia	8-11
Andorra	12-15
Viona	16-19
Venüs	20-21
Futura	22-23
Master	24-29
Prime	30-31
Flower	32-35
Vera	36-37
Marine	38-39
Minalis	40-41
Elsa	42-43
Asos	44-45

MODELS, COMPLEMENTARY	
Free Standing	62-65
Toilet Brush Set	66-71
Dust Bin	72-81
Soap Dispenser	82-93
Soap Basket	94-99
Magnifying Mirrors	100-103
Towel Rack	104-105
Clothes Line	106-107
Kleenex Box	108-109
Grap Bar	110-111
Glass Door Bar	112-113

MODELS, COUNTER TOP	
Rounded	48-53
Daimond	54-55
Roona	56-57
Broken	58
Stone	59

HOTEL EQUIPMENT	
Hair Dryers	116-121
Trays And Kettles	122-123
Electronic Safe	124-125
Mini Bars	126-129
Folding Luggage Rack For Room	130-131
Ironing Table And Vacuum Cleaner	132-133
Cleaning Trolley	134-136
Shoe Polishing Machine And Barriers	137
Other Equipment	138
Door Lock Systems	139
Hotel Room Accessories	140-143

Led Mirrors	146-165
--------------------	---------

GENERAL USE	
Towels & Waste Combination Units	168-173
Towels & Waste Dispensers	174-177
Hand Dryers	178-181
Paper Holders	182-185
Seat-Cover Dispenser	186-187
Dust Bin	188-195
Recycling Units	196-197
Trash bins with ashtray bins	198-201
Umbrella Boxes	202
Flower Pot Box	203
Washing Units	204-206
Water Dispenser	207
Baby Changing Units	208-209

DISABLED EQUIPMENT	
Grap Bar	212-214
Shower Seats	215-216
Mirrors	217

FAUCET	
Photocell Bataryes	220-221
Bataryes	222-223
Bidet Nozzle	224
Siphon and Shower	225

BEACH, POOL SHOWERS	228-231
----------------------------	---------

HEATED TOWEL RAIL	232-233
--------------------------	---------

STAINLESS TOILETS	234-235
--------------------------	---------

MODELS, ECONOMIC	
Open	238

REFERENCES	242-243
-------------------	---------

BATHROOM DIMENSIONS	244
----------------------------	-----

BRAND CERTIFICATE	245
--------------------------	-----

Models,
Wall Mounted

Olivia



TOWEL BAR

116422 | 500 mm | Gold

TOWEL RING

116428 | Ø195 mm | Gold

ROLL HOLDER

116415 | Gold

ROBE HOOK

116401 | Gold

ROLL HOLDER, OPEN

116417 | Gold

ROLL HOLDER, SPARE

116418 | Gold

WC BRUSH SET (Frosted Glass)


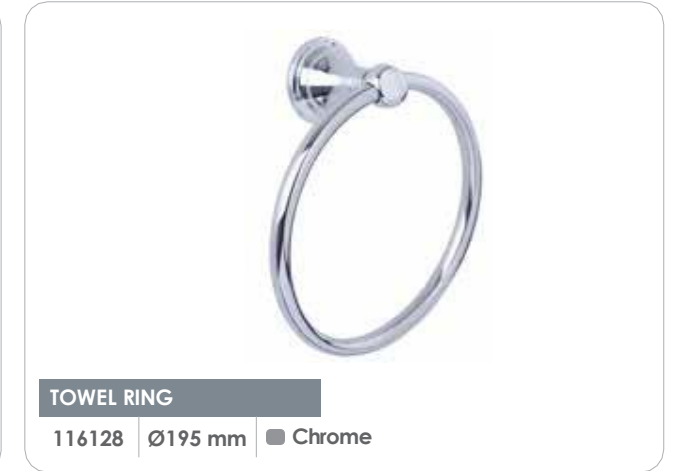
116435 | Gold

SOAP DISH (Frosted Glass)

116406 | Gold

TUMBLER HOLDER (Frosted Glass)

116407 | Gold



Andorra



TOWEL BAR

120422 | 500 mm | Gold

TOWEL RING

120428 | 275 mm | Gold

ROLL HOLDER

120415 | Gold

ROBE HOOK,

120402 | Gold

ROLL HOLDER, OPEN

120417 | Gold

ROLL HOLDER, SPARE

120418 | Gold

WC BRUSH SET (Frosted Glass)

120435 | Gold





SOAP DISH (Frosted Glass)

120406 | Gold





TUMBLER HOLDER (Frosted Glass)

120407 | Gold

Andorra



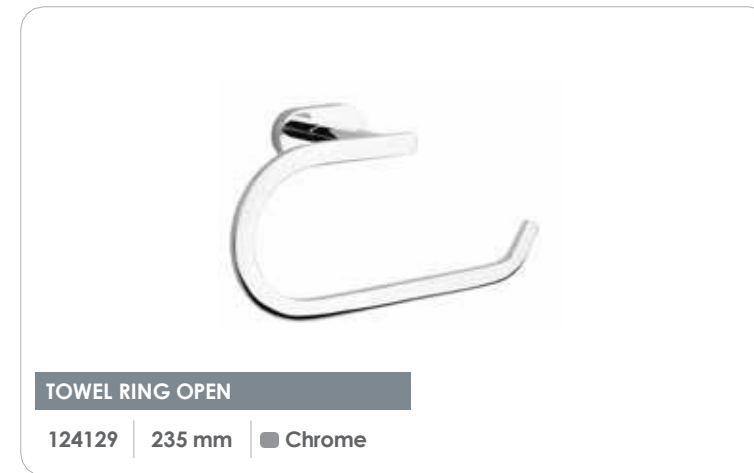
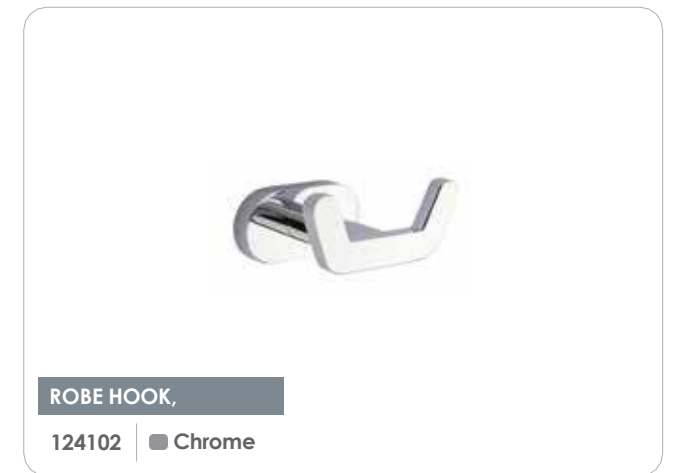

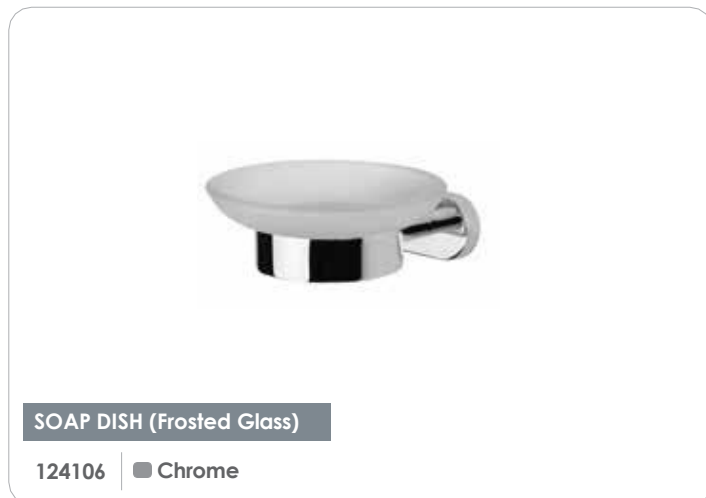
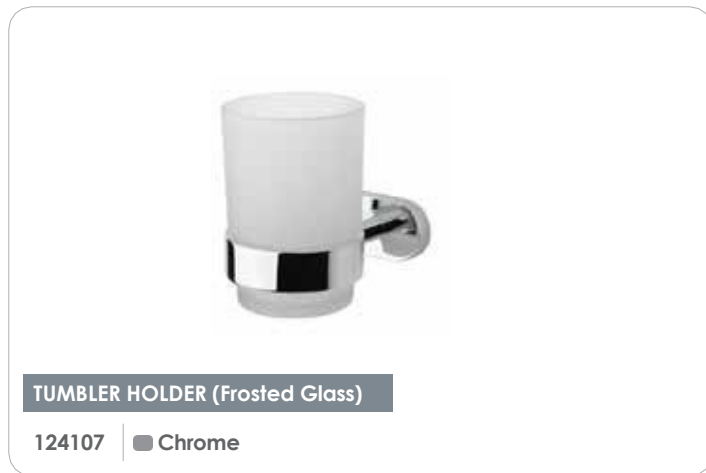



Viona



Viona







TOWEL BAR

- 150121 | 400 mm | Chrome
- 150122 | 500 mm | Chrome



TOWEL RING, OPEN

- 150131 | 280 mm | Chrome



TOWEL RING

- 150128 | 175 mm | Chrome



TUMBLER HOLDER (Frosted Glass)

- 150107 | Chrome



SOAP DISH (Frosted Glass)

- 150106 | Chrome



WC BRUSH SET (Frosted Glass)

- 150135 | Chrome



ROLL HOLDER

- 150115 | Chrome



ROBE HOOK

- 150102 | Chrome



ROLL HOLDER, OPEN

- 150117 | Chrome



ROLL HOLDER, OPEN

- 150116 | Chrome



Master



TOWEL BAR

128121 400 mm Chrome
128122 500 mm Chrome

TOWEL RING

128128 Ø 175 mm Chrome

ROBE HOOK,

128101 Ø 20 mm Chrome

ROBE HOOK,

128104 Chrome

ROBE HOOK

128103 Chrome



SOAP DISH (Frosted Glass)

128106 Chrome



WC BRUSH SET (Frosted Glass)

128135 Chrome



WC BRUSH SET

33501 (304) Chrome
33502 (304)Wall Mounted Chrome



ROBE HOOK

128102 Chrome



ROLL HOLDER

128115 Chrome



ROLL HOLDER, OPEN

128117 Chrome



SOAP DISPANSER

34559 200 ml Chrome



ROLL HOLDER, OPEN




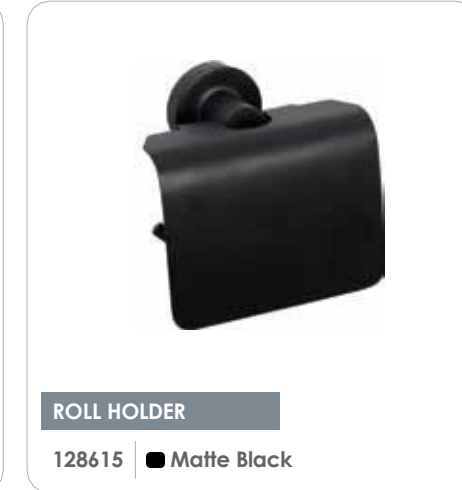

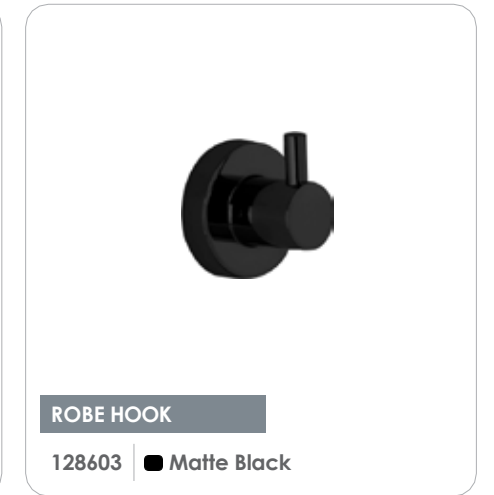
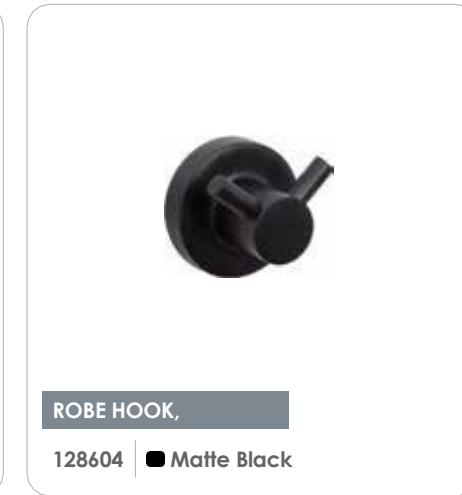
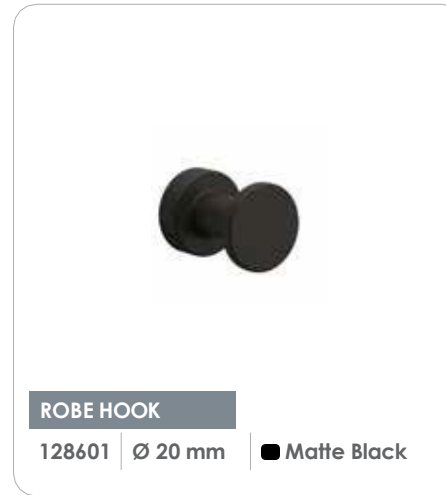
128116 Chrome



ROLL HOLDER, OPEN

128137 Chrome

Master



Master



TOWEL BAR

128821 400 mm Copper
128822 500 mm Copper

TOWEL RING

128828 Ø 175 mm Copper

ROBE HOOK

128801 Ø 20 mm Copper

ROBE HOOK,

128804 Copper

ROBE HOOK

128803 Copper

SOAP DISH (Frosted Glass)

128806 Copper

TUMBLER HOLDER (Frosted Glass)

128807 Copper

WC BRUSH SET (Frosted Glass)

128835 Copper

ROBE HOOK

128802 Copper

ROLL HOLDER

128815 Copper

ROLL HOLDER, OPEN


128817 Copper

SOAP DISPENSER

34859 200 ml Copper

ROLL HOLDER, OPEN

128816 Copper





TOWEL BAR
114622 | 450 mm | ■ Matte Black



WC BRUSH SET (Frosted Glass)
114635 | ■ Matte Black



ROBE HOOK
114601 | ■ Matte Black



ROBE HOOK,
114602 | ■ Matte Black



DUST BIN OPEN
502646 | 7 lt. | ■ Matte Black



SOAP DISH (Frosted Glass)
114606 | ■ Matte Black



TUMBLER HOLDER (Frosted Glass)
114607 | ■ Matte Black



ROLL HOLDER, OPEN
114617 | ■ Matte Black



TOWEL BAR

114722 | 450 mm | ■ Matte White



WC BRUSH SET (Frosted Glass)

114735 | ■ Matte White



ROBE HOOK

114701 | ■ Matte White



ROBE HOOK,

114702 | ■ Matte White



DUST BIN OPEN

502746 | 7 ft. | ■ Matte White



SOAP DISH (Frosted Glass)

114706 | ■ Matte White







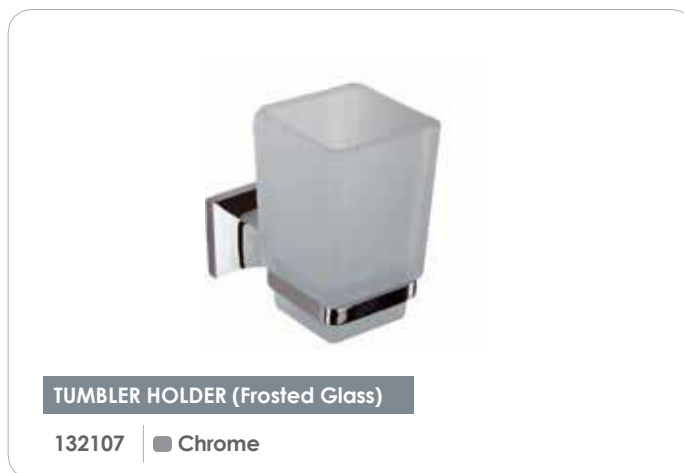

TUMBLER HOLDER (Frosted Glass)

114707 | ■ Matte White








ROLL HOLDER, OPEN

114717 | ■ Matte White



Marine



Minalis



TOWEL BAR

138122 | 450 mm | Chrome



TOWEL RING

138129 | Ø 200 mm | Chrome



TUMBLER HOLDER (Frosted Glass)

138107 | Chrome



WC BRUSH SET (Frosted Glass)

138135 | Chrome



ROLL HOLDER

138115 | Chrome



ROBE HOOK

138101 | Chrome



SOAP DISH (Frosted Glass)

138106 | Chrome



ROLL HOLDER, SPARE

138118 | Chrome



ROLL HOLDER, OPEN

138116 | Chrome






TOWEL BAR

136122 | 500 mm | Chrome




TOWEL RING

136128 | Ø170 mm | Chrome




ROLL HOLDER, SPARE

136118 | Chrome



ROBE HOOK,

136103 | Chrome



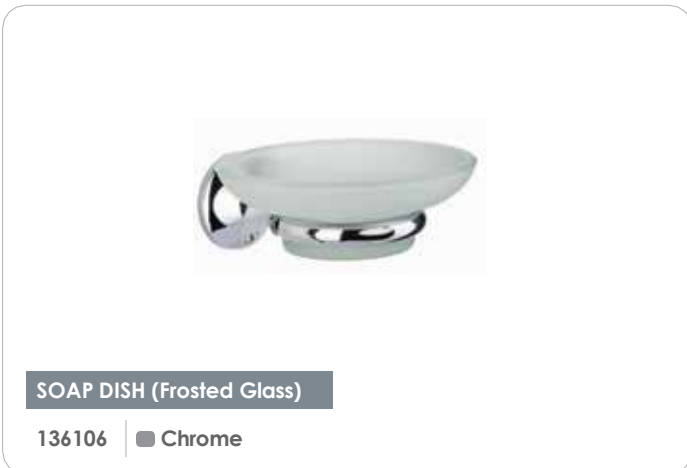
ROLL HOLDER

136115 | Chrome



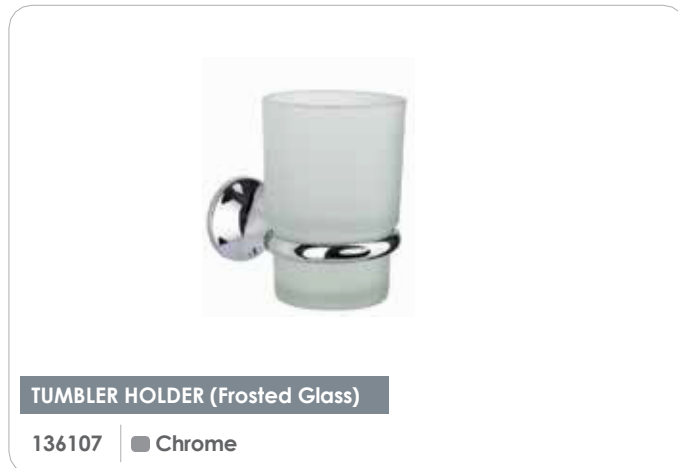
WC BRUSH SET (Frosted Glass)

136135 | Chrome



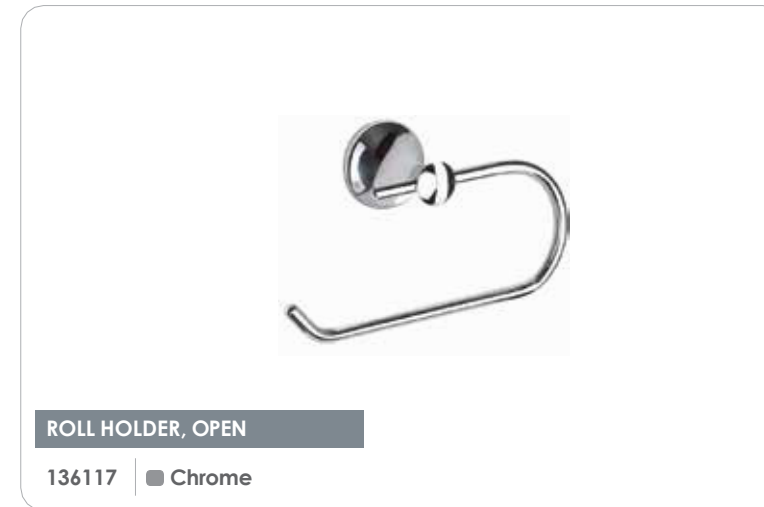
SOAP DISH (Frosted Glass)

136106 | Chrome



TUMBLER HOLDER (Frosted Glass)

136107 | Chrome



ROLL HOLDER, OPEN

136117 | Chrome



SOAP DISH (Frosted Glass)

10113 | Chrome



TUMBLER HOLDER (Frosted Glass)

10114 | Chrome



WC BRUSH SET (Wall Mounting)

32507 | Chrome



ROBE HOOK,

10132 | Chrome



ROBE HOOK

10131 | Chrome



ROBE HOOK

101140 | 3 Hooks | Chrome
 101141 | 4 Hooks | Chrome
 101142 | 5 Hooks | Chrome



TOWEL BAR

10118 | 500 mm | Chrome



TOWEL RING

10119 | Ø 170 mm | Chrome



TOWEL BAR, DOUBLE

10143 | Chrome



TOWEL BAR, TRIPLE

10144 | Chrome



OPEN ROLL HOLDER

10124 | Chrome



ROLL HOLDER

10123 | Chrome



ROLL HOLDER

10116 | Chrome



ROLL HOLDER, SPARE

10137 | Chrome



GLASS SHELF

10112 | Chrome



ROLL HOLDER, OPEN

10121 | Chrome




ROLL HOLDER, SPARE

10139 | Chrome

Models
Table Top

Rounded



Rounded



SOAP DISPANSER, COUNTER TOP
201412 | Gold



COSMETIC CUBE, COUNTER TOP
201413 | Gold



SOAP DISPANSER, COUNTER TOP
201812 | Copper



COSMETIC CUBE, COUNTER TOP
201813 | Copper



TUMBLER HOLDER, COUNTER TOP
201411 | Gold



SOAP DISH, COUNTER TOP
201410 | Gold



TUMBLER HOLDER, COUNTER TOP
201811 | Copper



SOAP DISH, COUNTER TOP
201810 | Copper



DUST BIN 5 ft.
201439 | Gold



WC BRUSH SET
201436 | Gold





DUST BIN 5 ft.
201839 | Copper



WC BRUSH SET
201836 | Copper

Rounded



Daimond



SOAP DISPANER, COUNTER TOP

202112 | Chrome



COSMETIC CUBE, COUNTER TOP

202113 | Chrome



TUMBLER HOLDER, COUNTER TOP

202111 | Chrome



SOAP DISH, COUNTER TOP

202110 | Chrome



COMB TRAY

38510 | Polished SS
38610 | Matte Black




WC BRUSH SET

202136 | Chrome

Roona



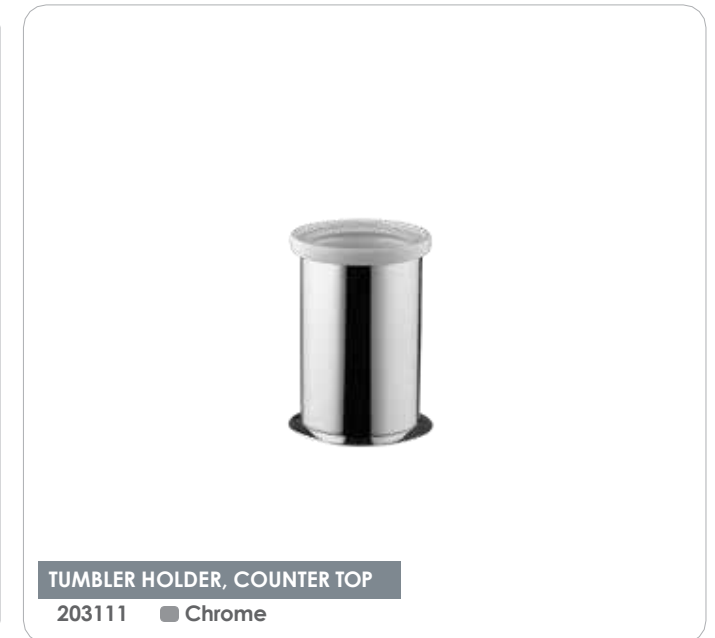
SOAP DISPANSER, COUNTER TOP
203112 ■ Chrome




COSMETIC CUBE, COUNTER TOP
203113 ■ Chrome



SOAP DISH, COUNTER TOP
203110 ■ Chrome



TUMBLER HOLDER, COUNTER TOP
203111 ■ Chrome



DUST BIN 5 lt.
201139 ■ Chrome



WC BRUSH SET
201136 ■ Chrome

Broken



SOAP DISPANSER, COUNTER TOP
205112 | Chrome



COSMETIC CUBE, COUNTER TOP
205113 | Chrome



TUMBLER HOLDER, COUNTER TOP
205111 | Chrome



SOAP DISH, COUNTER TOP
205110 | Chrome



DUST BIN 5 ft.
205139 | Chrome



WC BRUSH SET
205135 | Chrome

Stone



SOAP DISPANSER, COUNTER TOP
204112 | Chrome



COSMETIC CUBE, COUNTER TOP
204113 | Chrome



SOAP DISH, COUNTER TOP
204110 | Chrome



TUMBLER HOLDER, COUNTER TOP
204111 | Chrome



DUST BIN 5 ft.
204139 | Chrome



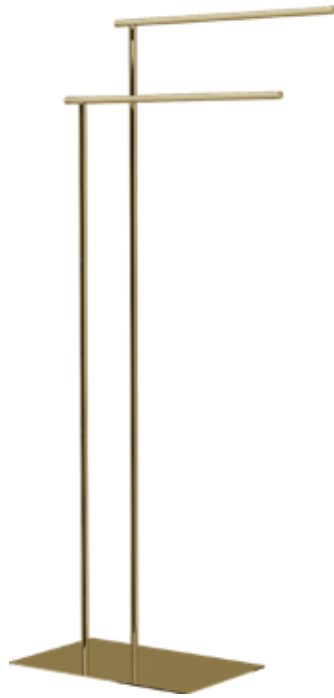
WC BRUSH SET
204135 | Chrome

MODELS,
COMPLEMENTARY

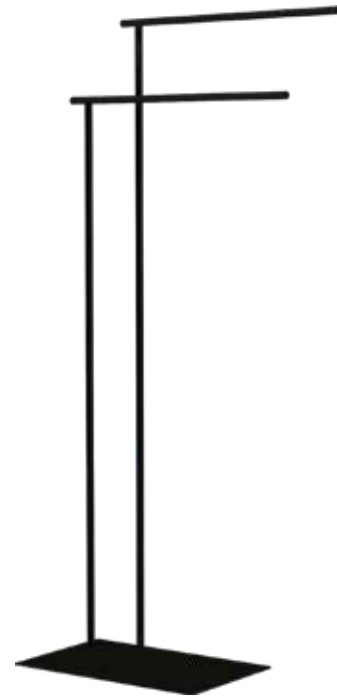
Free Standing



Free Standing



TOWEL STAND
505405 | Gold



TOWEL STAND
505605 | Black



TOILET BRUSH SET
505012 | Chrome



TOILET BRUSH SET
505010 | Polished SS



Toilet Brush Set



WC BRUSH SET

33501	(304)	Polished SS
33502	(304) Wall Mounted	Polished SS

WC BRUSH SET

33701		Matte Black
33702	Wall Mounted	Matte Black

WC BRUSH SET

33401		Gold
33402	Wall Mounted	Gold

WC BRUSH SET

33504	(304)	Polished SS
33505	(304) Wall Mounted	Polished SS

Toilet Brush Set



WC BRUSH SET

33503	(304)	Polished SS
33508	(304) Wall Mounted	Polished SS

Akıllı Kapak



WC BRUSH SET

33506		Matte Black
33507	Wall Mounted	Matte Black

Akıllı Kapak



WC BRUSH SET

33525	(304)	Polished SS
33524	(304) Wall Mounted	Polished SS
33602	(430)	Polished SS
33601	(430) Wall Mounted	Polished SS



WC BRUSH SET

32509	(304)	Polished SS
32510	(304) Wall Mounted	Polished SS



WC BRUSH SET

33522	(304)	Polished SS
33523	(304) Wall Mounted	Polished SS

Akıllı Kapak



WC BRUS H SET

33506	(304)	Polished SS
33507	(304) Wall Mounted	Polished SS
33511	(430)	Polished SS
33512	(430) Wall Mounted	Polished SS

Kenetli



WC BRUS H SET

32505	(304)	Polished SS
32507	(304) Wall Mounted	Polished SS
32604	(430)	Polished SS
32606	(430) Wall Mounted	Polished SS



WC BRUS H SET

32601	(304)	Polished SS
32602	(304) Wall Mounted	Polished SS
32603	(430)	Polished SS
32605	(430) Wall Mounted	Polished SS

Toilet Brush Set



WC BRUSH SET
32514 (430) Polished SS



WC BRUSH SET
33521 (304) Polished SS



WC BRUSH SET
33514 (304) Polished SS



WC BRUSH SET
33513 (304) Polished SS



Trash Cans



Soft Kapak

DUST BIN

502140	(304) 3 lt.	Ø227xh:262	Polished SS
502139	(304) 5 lt.	Ø282xh:284	Polished SS

DUST BIN

502142	(304) 3 lt.	Ø227xh:262	Polished SS
502143	(304) 5 lt.	Ø282xh:284	Polished SS

DUST BIN

502658	3 lt.	Ø180xh:245	Matte Black
502659	5 lt.	Ø205xh:275	Matte Black
502644	12 lt.	Ø250xh:370	Matte Black

DUST BIN

28207	3 lt.	Ø180xh:245	Gold
28208	5 lt.	Ø205xh:275	Gold

Trash Cans



DUST BIN

28504	(304) 3 lt.	Ø180xh:245	■ Polished SS
28505	(304) 5 lt.	Ø205xh:275	■ Polished SS
28506	(304) 12 lt.	Ø250xh:370	■ Polished SS
28601	(430) 3 lt.	Ø180xh:245	■ Polished SS
28602	(430) 5 lt.	Ø205xh:275	■ Polished SS
28603	(430) 12 lt.	Ø250xh:370	■ Polished SS



DUST BIN

28558	(304) 7 lt.	Ø205xh:285	■ Polished SS
28559	(304) 9 lt.	Ø205xh:335	■ Polished SS
28560	(304) 12 lt.	Ø250xh:370	■ Polished SS
28565	(430) 7 lt.	Ø205xh:285	■ Polished SS



DUST BIN OPEN

27116	(430) 5 lt.	Ø 210x260 mm	■ Polished SS
27117	(430) 8 lt.	Ø 205x305 mm	■ Polished SS
27109	(430) 11 lt.	Ø 205x380 mm	■ Polished SS



Döner Kapaklı



DUST BIN

27115	(430) 5 lt.	Ø210xh:260	■ Polished SS
27102	(430) 8 lt.	Ø205xh:305	■ Polished SS
27103	(430) 11 lt.	Ø205xh:380	■ Polished SS



DUST BIN

27515	(304) 3 lt.	Ø185xh:255	■ Polished SS
27516	(304) 5 lt.	Ø205xh:280	■ Polished SS
27517	(304) 8 lt.	Ø205xh:355	■ Polished SS
27518	(304) 12 lt.	Ø245xh:355	■ Polished SS
27610	(430) 3 lt.	Ø185xh:255	■ Polished SS
27611	(430) 5 lt.	Ø205xh:280	■ Polished SS
27612	(430) 8 lt.	Ø205xh:355	■ Polished SS
27613	(430) 12 lt.	Ø245xh:355	■ Polished SS



DUST BIN

25506	(304) 3 lt.	Ø185xh:255	■ Polished SS
25507	(304) 5 lt.	Ø205xh:280	■ Polished SS
25509	(304) 12 lt.	Ø245xh:355	■ Polished SS



DUST BIN OPEN

28552	(304) 5 lt.	Ø205xh:185	■ Polished SS
28553	(304) 7 lt.	Ø205xh:275	■ Polished SS
28554	(304) 9 lt.	Ø205xh:325	■ Polished SS
28555	(304) 12 lt.	Ø250xh:360	■ Polished SS
28556	(304) 15 lt.	Ø250xh:560	■ Polished SS



DUST BIN OPEN

28647	(430) 5 lt.	Ø205xh:210	■ Polished SS
28648	(430) 7 lt.	Ø205xh:300	■ Polished SS
28649	(430) 9 lt.	Ø205xh:330	■ Polished SS
28650	(430) 12 lt.	Ø205xh:530	■ Polished SS
28651	(430) 15 lt.	Ø205xh:640	■ Polished SS

Trash Cans



DUST BIN OPEN
502245 | (304) 5 lt. | Ø194xh:242 | ■ Polished SS



DUST BIN OPEN
502646 | (304) 7 lt. | Ø222x h:260 | ■ Matte Black



DUST BIN OPEN

28521	(304) 3 lt.	Ø186xh:320	■ Polished SS
28522	(304) 5 lt.	Ø211xh:270	■ Polished SS
28523	(304) 12 lt.	Ø256xh:365	■ Polished SS
28618	(430) 3 lt.	Ø186xh:320	■ Polished SS
28619	(430) 5 lt.	Ø211xh:270	■ Polished SS
28620	(430) 12 lt.	Ø256xh:365	■ Polished SS



DUST BIN OPEN
27877 | Delikli | Ø230xh:300 | ■ Matte Black



DUST BIN OPEN

27560	(304) 3 lt.	Ø195xh:240	■ Polished SS
27561	(304) 5 lt.	Ø215xh:270	■ Polished SS
27563	(304) 12 lt.	Ø245xh:345	■ Polished SS
27655	(430) 3 lt.	Ø195xh:240	■ Polished SS
27656	(430) 5 lt.	Ø215xh:270	■ Polished SS
27658	(430) 12 lt.	Ø245xh:345	■ Polished SS



DUST BIN, OPEN

27569	(304) 3 lt.	Ø185xh:255	■ Polished SS
27570	(304) 5 lt.	Ø205xh:280	■ Polished SS
27572	(304) 12 lt.	Ø245xh:355	■ Polished SS
27664	(430) 3 lt.	Ø185xh:255	■ Polished SS
27665	(430) 5 lt.	Ø205xh:280	■ Polished SS
27666	(430) 12 lt.	Ø245xh:355	■ Polished SS
27673	(430) 16 lt.	Ø315xh:340	■ Polished SS



DUST BIN OPEN
479420 | Fileli | Ø240xh:280 | ■ Matte Black



DUST BIN OPEN (Ofis Tipi)
27876 | Delikli | Ø230xh:300 | ■ Matte Black

Trash Cans



DUST BIN

28846	Double Ø260xh:290	● Matte Black
28848	Triple Ø260xh:290	● Matte Black



DUST BIN

28843	Ø211xh:270	■ Polished SS
28844	Ø211xh:270	■ Matte Black

Trash Cans



DUST BIN
27643 | 11 lt | Ø270xh:290 | Chrome



DUST BIN (leather cover)
28636 | 3 lt | Ø186xh:320 | Special Colour
28637 | 5 lt | Ø186xh:320 | Special Colour



DUST BIN (leather cover)
190030 | 3 lt | Ø210xh:260 | Special Colour



DUST BIN (leather cover)
28839 | 235x325x300 | Special Colour
28840 | 235x325x300 | Special Colour

28838 | Conical Inner Bucket
28841 | Inner Hanger Bucket
28842 | sticker




DUST BIN (leather cover)
190024 | Ø210xh:260 | Special Colour




DUST BIN (leather cover)
28638 | Ø210xh:300 | Special Colour

Liquid Soap Types



 PhotoCell



SOAP DISPANER, PHOTOCELL 700 ml

502840 ■ Matte Stainless Steel
 502640 ■ Matte Black
 502440 ■ Gold

502842 ■ Matte Stainless Steel


 PhotoCell




SOAP DISPANER, PHOTOCELL 1100 ml

502844 ■ Matte Stainless Steel
 502845 ■ Matte Black
 502444 ■ Gold

Liquid Soap Types




 PhotoCell



SOAP DISPANSER, PHOTOCELL 900 ml
502940 | ■ ABS/Gray

FOAM DISPANCER, PHOTOCELL 900 ml
502942 | ■ ABS/Gray

 PhotoCell



SOAP DISPANSER, PHOTOCELL 500 ml

501843	Single	■ Matte Stainless Steel
501845	Double	■ Matte Stainless Steel
501847	Triple	■ Matte Stainless Steel

Liquid Soap Types



SOAP DISPANSERS DECK MOUNTED 1000 ml

34148	SOAP DISPANSER	Chrome
34162	Foam Dispenser	Chrome

→ Tezgah üstü çanak lavabolar için uygundur.

SOAP DISPANSERS DECK MOUNTED 1000 ml

34149	SOAP DISPANSER	Chrome
34161	Foam Dispenser	Chrome

SOAP DISPANSER, PHOTOCELL, 1200 ml

34553	SOAP DISPANSER	Matte Stainless Steel
-------	----------------	-----------------------

SOAP DISPANSER, PHOTOCELL, 1100 ml

34768	SOAP DISPANSER ABS	White
34766	Disinfectant ABS	White

SOAP DISPANSERS DECK MOUNTED 1000 ml

34248	SOAP DISPANSER	Chrome
34262	Foam Dispenser	Chrome

SOAP DISPANSERS DECK MOUNTED 1000 ml

34152	Chrome
-------	--------

SOAP DISPANSER, PHOTOCELL, 2100 ml

34563	SOAP DISPANSER	Matte Stainless Steel
34760	Disinfectant	Matte Stainless Steel

SOAP DISPANSERS DECK MOUNTED 1000 ml

34151	SOAP DISPANSER	Chrome
34150	Foam Dispenser	Chrome

SENSOR FAUCET AND SOAP DISPENSER 1000 ml

401140	Chrome
--------	--------

SENSOR FAUCET AND SOAP DISPENSER 1000 ml

401148	Chrome
--------	--------

Liquid Soap Types



SOAP DISPANSER, 1000 ml
34145 | Chrome



SOAP DISPANSER, 1000 ml
34146 | Chrome



SOAP DISPANSER, 1000 ml
34742 | Chrome



Foam



FOAM DISPENSER, 1000 ml
34147 | Chrome



SOAP DISPANSER, 1000 ml
34745 | Chrome



SOAP DISPANSER, 1000 ml
34741 | Chrome



SOAP DISPANSER, 200 ml
34560 Table Top Chrome
34559 Wall Mounted Chrome



SOAP DISPANSER, 200 ml
34660 Table Top Matte Black
34659 Wall Mounted Matte Black



SOAP DISPANSER
34520 500 ml Plastik Pompa Matte Stainless Steel
34519 1000 ml Plastik Pompa Matte Stainless Steel
34521 500 ml Piriç Pompa Matte Stainless Steel
34518 1000 ml Piriç Pompa Matte Stainless Steel



SOAP DISPANSER, 1000 ml
34523 | Matte Stainless Steel



Foam



FOAM DISPENSER 1000 ml
34524 Matte Stainless Steel
34525 Polished SS



SOAP DISPANSER, 800 ml
34777 | ABS/Aluminum

Liquid Soap Types



Metal Pump

SOAP DISPANSER, 450 ml
34545 | Chrome



Metal Pump

SOAP DISPANSER, 450x2 ml
34546 | Chrome



SOAP DISPANSER
34515 | Polished SS



SOAP DISPANSER
34505 TABLE TOP | Polished SS
34507 Wall Mounted | Polished SS



SOAP DISPANSER
34726 Single 170 ml | ABS Chrome
34727 Single 250 ml | ABS Chrome



SOAP DISPANSER
34728 Double 170 ml x 2 | ABS Chrome
34729 Double 250 ml x 2 | ABS Chrome



SOAP DISPANSER
34516 TABLE TOP | Polished SS



SOAP DISPANSER
34526 TABLE TOP | Polished SS



SOAP DISPANSER
34848 Single 380 ml | ABS Chrome
34858 Single 380 ml | ABS Mat Chrome



SOAP DISPANSER
34828 Double 380 ml x 2 | ABS Chrome
34838 Double 380 ml x 2 | ABS Mat Chrome



SOAP DISPANSER
34506 Table Top | Polished SS
34508 Wall Mounted | Polished SS



SOAP DISPANSER
34510 TABLE TOP | Polished SS

Liquid Soap Types



SOAP DISPENSER
34503 | TABLE TOP | Chrome



SOAP DISPENSER
34502 | TABLE TOP | Polished SS



FOAM DISPENSER
34758 | 750 ml | ABS Chrome




FOAM DISPENSER
34759 | 750 ml | ABS White



SOAP DISPENSER
34767 | 600 ml | ABS Chrome
34464 | 1100 ml | ABS Chrome



SOAP
35202 | Chrome



Wire Basket



WIRE BASKET
15248 | 200x200xh:70 | Chrome




WIRE BASKET
15249 | 200x110xh:70 | Chrome



WIRE BASKET
15250 | 200x112xh:22 | Chrome



WIRE BASKET
15135 | 200x110xh:45 | Chrome



WIRE BASKET
15143 | 175x165xh:40 | Polished SS



WIRE BASKET
15243 | 280x100xh:40 | Polished SS



WIRE BASKET
15646 | 220x110xh:45 | Matte Black



WIRE BASKET
15141 | 125x80h:45 | Chrome

Wire Basket



WIRE BASKET
15252 | 180x180 | Chrome



WIRE BASKET
15652 | 180x180 | Matte Black



WIRE BASKET
15452 | 180x180 | Gold



WIRE BASKET
15653 | 180x180 | Matte Black



WIRE BASKET
15654 | 150x220 | Matte Black



WIRE BASKET
15352 | 150x220 | Chrome



WIRE BASKET
15655 | 150x220 | Matte Black



WIRE BASKET
15455 | 150x220 | Gold



WIRE BASKET
15453 | 180x180 | Gold



WIRE BASKET
15454 | 150x220 | Gold



WIRE BASKET
15253 | 180x180 | Chrome



WIRE BASKET
15353 | 150x220 | Chrome



WIRE BASKET
15254 | 180x180 | Chrome



WIRE BASKET
15354 | 150x220 | Chrome

Wire Basket



WIRE BASKET
15115 180x180 Chrome
15116 220x220 Chrome



WIRE BASKET
15616 180x180 Matte Black
15617 220x220 Matte Black



WIRE BASKET
15416 180x180 Gold



WIRE BASKET
15102 180x180 Chrome
15103 220x220 Chrome



WIRE BASKET
15105 180x180 Chrome
15106 220x220 Chrome



WIRE BASKET
15119 180x180 Chrome
15120 220x220 Chrome



WIRE BASKET
15619 180x180 Matte Black
15620 220x220 Matte Black



WIRE BASKET
15419 180x180 Gold



WIRE BASKET
15108 180x180 Chrome
15147 220x220 Chrome



WIRE BASKET
15255 Chrome



WIRE BASKET
15123 180x180 Chrome
15124 220x220 Chrome



WIRE BASKET
15623 180x180 Matte Black
15624 220x220 Matte Black

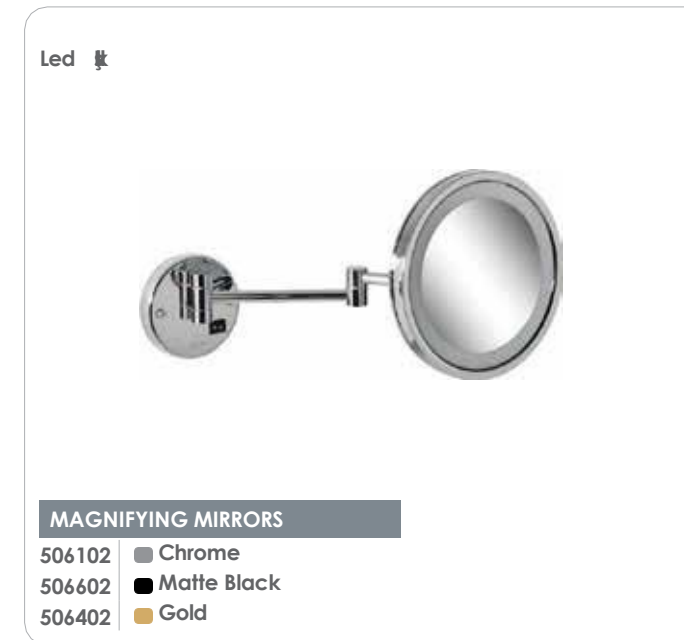


WIRE BASKET
15137 Chrome



WIRE BASKET
15251 Chrome

Magnifying Mirrors



Magnifying Mirrors



MAGNIFYING MIRRORS
50604 | Chrome



MAGNIFYING MIRRORS
506110 | Chrome



MAGNIFYING MIRRORS
506111 | Chrome



MAGNIFYING MIRRORS
506105 | Chrome



MAGNIFYING MIRRORS 2X
506108 | Chrome



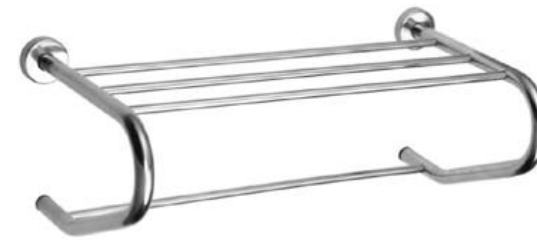
Towel Rack



TOWEL RACK 640 mm
 17210 Polished SS
 17214 Matte Black



TOWEL RACK 500 mm
 17215 Chrome
 17235 Polished SS



TOWEL RACK 500 mm
 17102 Chrome
 17110 Polished SS



TOWEL RACK 500 mm
 17103 Chrome
 17107 Polished SS



TOWEL RACK 500 mm
 17101 4'ü Chrome
 17108 3'ü Polished SS



TOWEL RACK 500 mm
 126141 Chrome

Clothes Line



TOWEL RING 500 mm
 17112 4'lü Polished SS
 17212 3'lü Polished SS



EXTENSIBLE CLOTH LINE 2500 mm
 38538 Polished SS




TOWEL RING 550 mm
 17645 550 mm Aluminum Black
 17646 750 mm Aluminum Black
 17647 950 mm Aluminum Black
 17648 1200 mm Aluminum Black



TOWEL RING 500 mm
 17115 Polished SS





TOWEL RING 500 mm
 17114 Polished SS



TOWEL RING
 17345 550 mm Aluminum White
 17346 750 mm Aluminum White
 17347 950 mm Aluminum White
 17348 1200 mm Aluminum White



Kleenex Box



Grab Bars



GRAB BAR

16102	Ø20 / 300 mm	■ Chrome
16104	Ø20 / 500 mm	■ Chrome
16123	Ø25 / 300 mm	■ Chrome
16124	Ø25 / 500 mm	■ Chrome

GRAB BAR, Ø 25 mm

161090	Ø25/300 mm	■ Matte Black
161150	Ø25/500 mm	■ Matte Black

GRAB BAR

16106	Ø20	■ Chrome
16206	Ø25	■ Chrome

GRAB BAR,

16107	Ø20/300 mm	■ Polished SS
16108	Ø20/400 mm	■ Polished SS
16117	Ø20/500 mm	■ Polished SS
16109	Ø25/300 mm	■ Polished SS
16110	Ø25/400 mm	■ Polished SS
16115	Ø25/500 mm	■ Polished SS

GRAB BAR

16105	Ø20	■ Chrome
16212	Ø25	■ Chrome

GRAB BAR

16122	Ø25	■ Chrome
-------	-----	----------

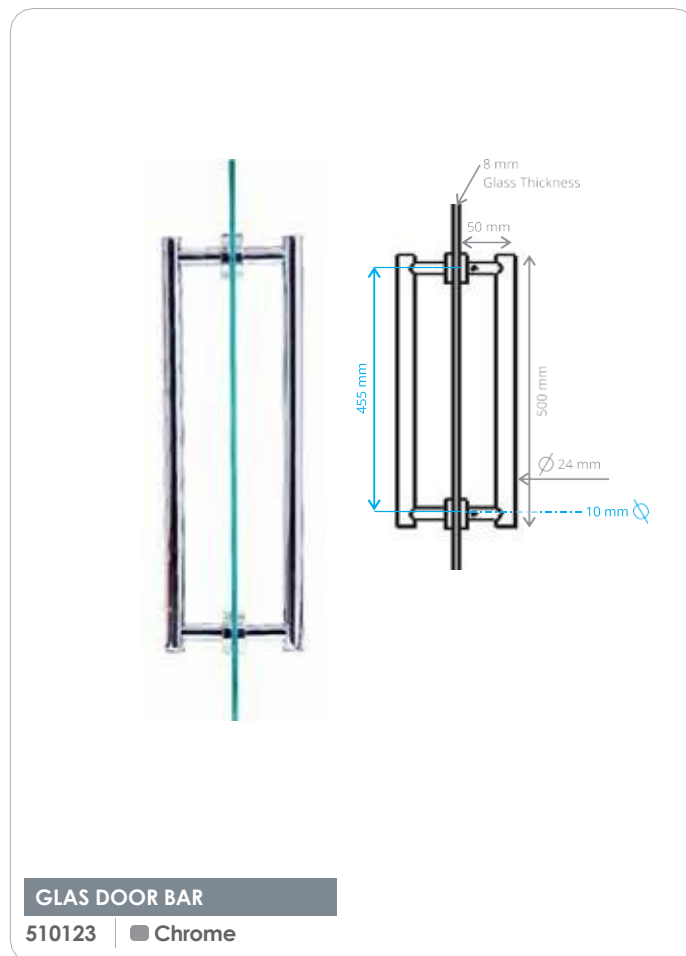
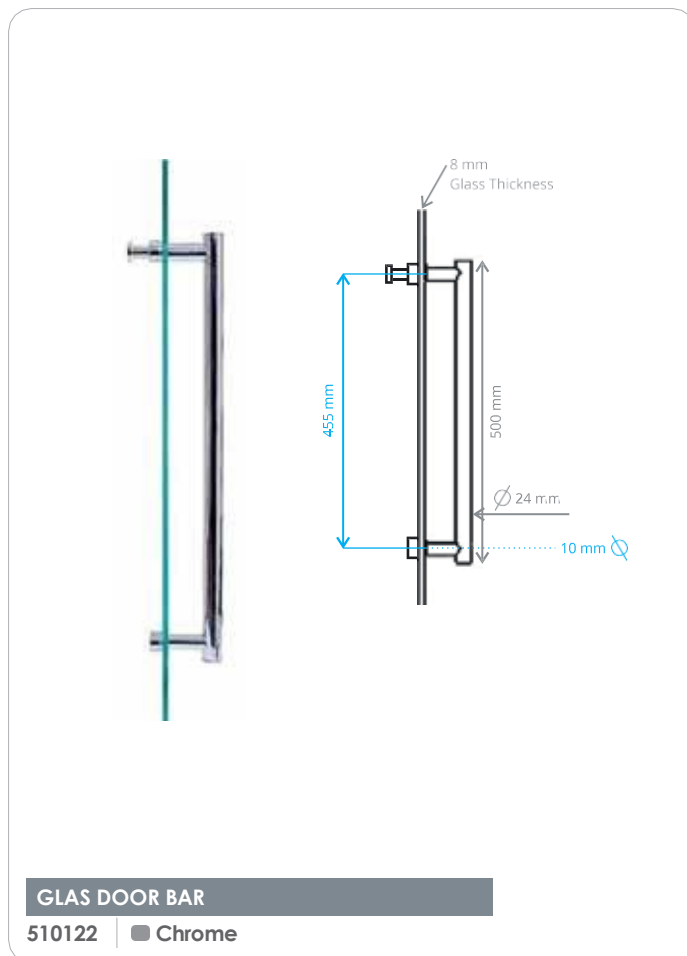
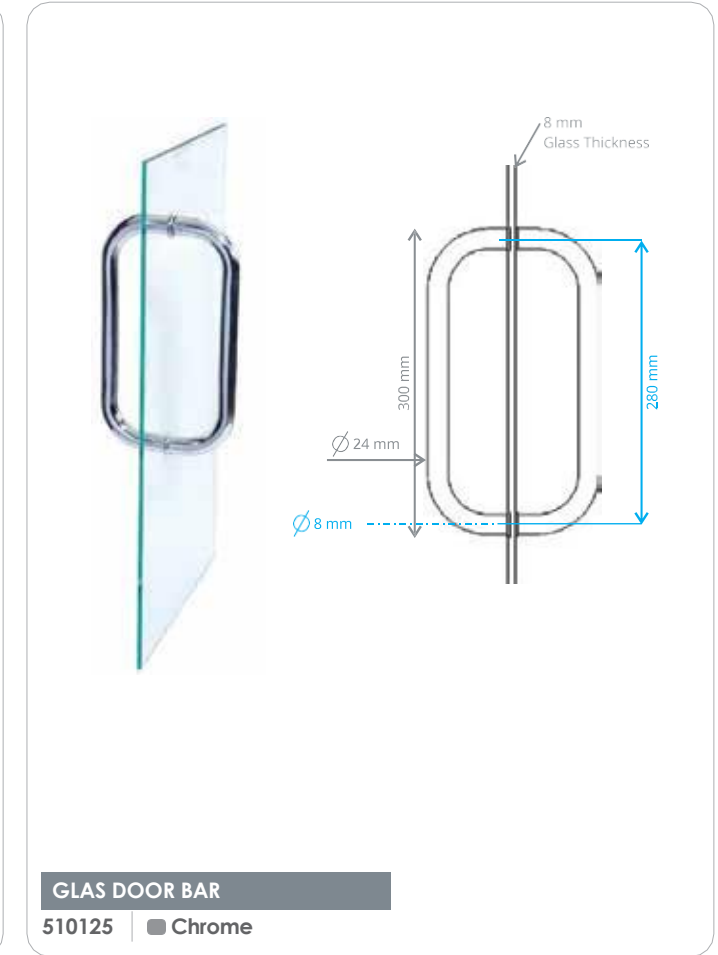
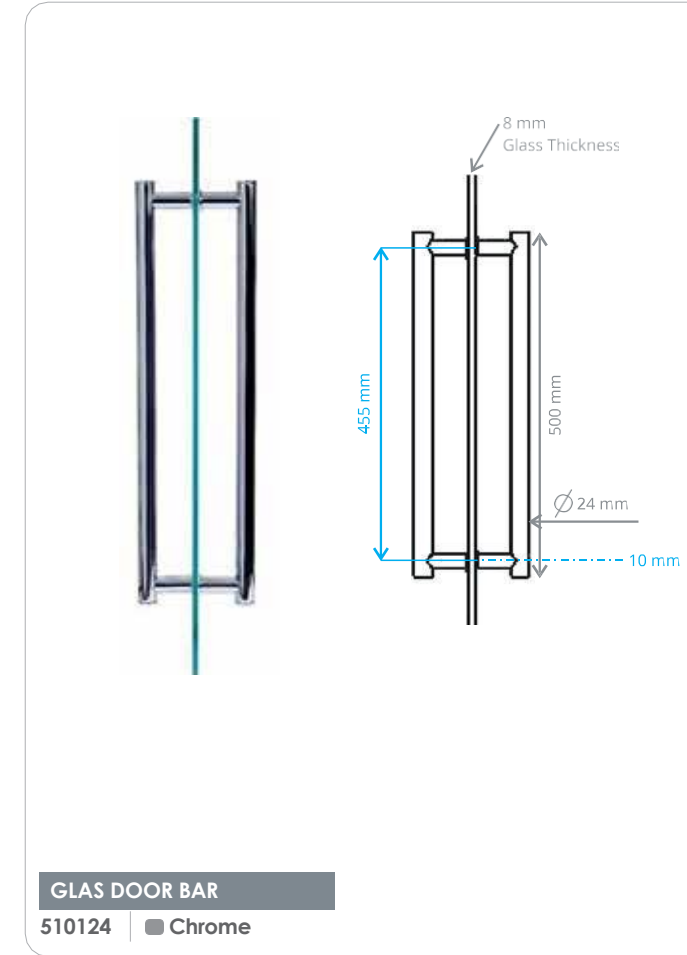
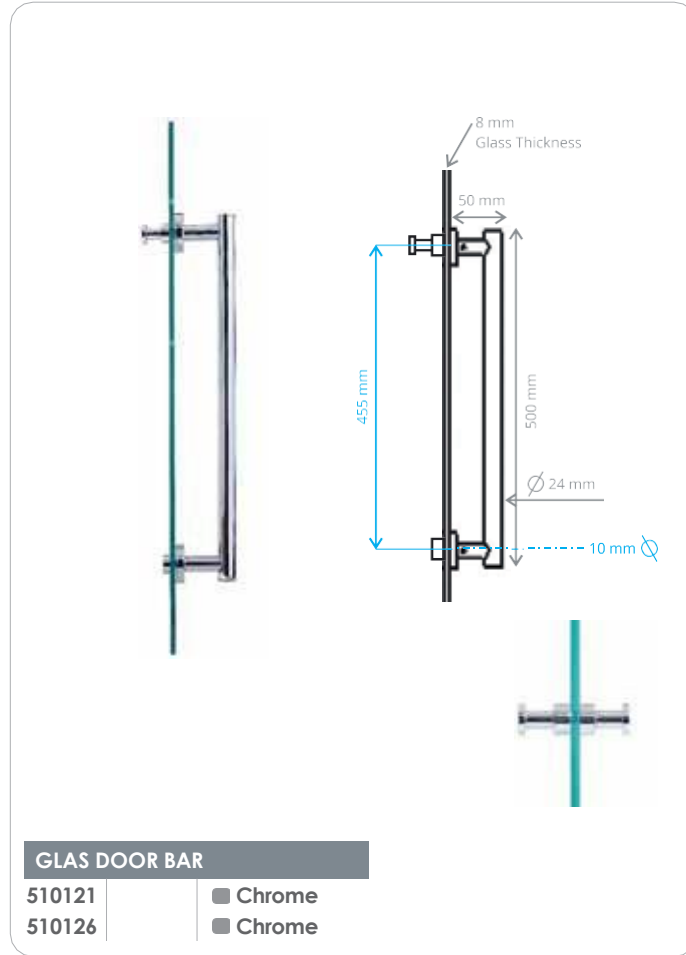
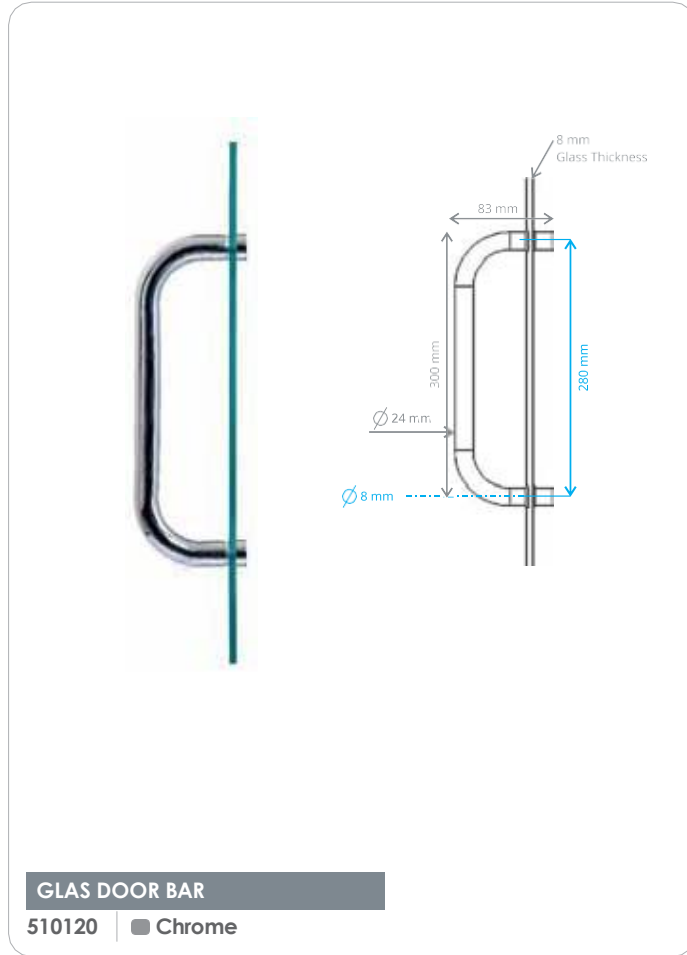
GRAB BAR

16113	Ø20	■ Polished SS
16114	Ø25	■ Polished SS

GRAB BAR

16111	Ø20	■ Polished SS
16112	Ø20	■ Polished SS

Glass Door Bar



Hotel Equipment

Hair Dryers



JVD

HAIR DRYER 1400 W

8221195	<input type="checkbox"/> White
8221201	<input checked="" type="checkbox"/> Black

JVD

HAIR DRYER 1400 W

8221197	Prizli	<input type="checkbox"/> White
8221203	Prizli	<input checked="" type="checkbox"/> Black

JVD

HAIR DRYER /BRITTONY 1600 W

8221181	<input type="checkbox"/> White
8221183	<input checked="" type="checkbox"/> Black

JVD

HAIR DRYER /BRITTONY 1600 W

8221186	Prizli	<input type="checkbox"/> White
8221189	Prizli	<input checked="" type="checkbox"/> Black

JVD

HAIR DRYER /ALTEO 1875 W

8221175	<input type="checkbox"/> White
8221178	<input checked="" type="checkbox"/> Black

JVD

HAIR DRYER /ALTEO 1875 W

8221176	Prizli	<input type="checkbox"/> White
8221179	Prizli	<input checked="" type="checkbox"/> Black

Hair Dryers




HAIR DRYER 1800~2200 W

8221211 White
8221212 Black



HAIR DRYER 1800~2200 W

8221213 Prizli White



HAIR DRYER 1350 W


8221214 Prizli White



JVD

HAIR DRYER /PAGGIO 1250 W

822248 Krem



HAIR DRYER 1200 W

8221215 White
8221216 Black



HAIR DRYER 1350 W

375144 White

Hair Dryers



JVD

HAIR DRYER /BRITTONY 1600 W

8221046	<input type="checkbox"/> White
8221142	<input checked="" type="checkbox"/> Gümüş
8221047	<input checked="" type="checkbox"/> Black

JVD

HAIR DRYER /ALTEO 1875 W

8221043	<input type="checkbox"/> White
8221139	<input checked="" type="checkbox"/> Gümüş
8221044	<input checked="" type="checkbox"/> Black

HAIR DRYER 1600 W

8221217	Prizli	<input type="checkbox"/> White
8221218	Prizli	<input checked="" type="checkbox"/> Black

JVD

HAIR DRYER /LINEO 1600 W

8221329	<input type="checkbox"/> White
8221330	<input checked="" type="checkbox"/> Black

HAIR DRYER 1350 W

8221225	<input type="checkbox"/> White
---------	--------------------------------

HAIR DRYER 1600 W

8221223	<input type="checkbox"/> White
8221224	<input checked="" type="checkbox"/> Black

HAIR DRYER 1800-2200 W

8221219	<input type="checkbox"/> White
8221220	<input checked="" type="checkbox"/> Black

HAIR DRYER, Hanger


866952	<input checked="" type="checkbox"/> Chrome
--------	--

JVD

HAIR DRYER, Hanger

866951	<input checked="" type="checkbox"/> Chrome
--------	--

Trays And Kettles



Electronic Safe



ELECTRONIC SAFES

38579	250x350x250	<input type="checkbox"/> White
38580	250x350x250	<input checked="" type="checkbox"/> Black
38581	200x450x330	<input type="checkbox"/> White
38582	200x450x330	<input checked="" type="checkbox"/> Black



ELECTRONIC SAFES

38587	250x350x250	<input type="checkbox"/> White
38588	250x350x250	<input checked="" type="checkbox"/> Black
38589	200x450x330	<input type="checkbox"/> White
38590	200x450x330	<input checked="" type="checkbox"/> Black



ELECTRONIC SAFES

38568	250x350x250	<input type="checkbox"/> White
38568	250x350x250	<input checked="" type="checkbox"/> Black
38569	200x450x330	<input type="checkbox"/> White
38569	200x450x330	<input checked="" type="checkbox"/> Black



ELECTRONIC SAFES

38583	225x400x435	<input type="checkbox"/> White
38584	225x400x435	<input checked="" type="checkbox"/> Black
38585	225x400x470	<input type="checkbox"/> White
38586	225x400x470	<input checked="" type="checkbox"/> Black

Mini Bars



MINIBAR 40 lt.

8661357 White
8661353 Black

MINIBAR GLASS COVER 40 lt.

8661358 White
8661354 Black



MINIBAR 30 lt.

8661355 White
8661351 Black

MINIBAR GLASS COVER 30 lt.

8661356 White
8661352 Black

Mini Bars



MINI BA R 35 lt.
 38555 Block Cover White
 38554 Glass Cover White



MINI BAR 45 lt.
 38766 Block Cover Black
 38767 Glass Cover Black



MINI BAR 35 lt.
 38764 Block Cover Black
 38765 Glass Cover Black



MINI BAR 45 lt.
 38557 Block Cover White
 38556 Glass Cover White



Folding Luggage Rack For Room



FOLDING LUGGAGE RACK
 38814 Arkalı
 38515 Arkalı

- Chrome
- Stainless Steel

FOLDING LUGGAGE RACK
 38216 Arkalı

- Gold

FOLDING LUGGAGE RACK
 38810 Arkalı
 38811 Arkalı

- Chrome
- Stainless Steel

FOLDING LUGGAGE RACK
 38812 Arkalı

- Gold



FOLDING LUGGAGE RACK
 38813 Arkalı
 38017 Arkalı

- Ahşap
- Ahşap

FOLDING LUGGAGE RACK
 501301 Arkalı

- Stainless Steel

Ironing Table And Vacuum Cleaner



Cleaning Trolley



CLEANING TROLLEY

■ 38027



CLEANING TROLLEY

■ 38028



CLEANING TROLLEY

■ 38825



CLEANING TROLLEY

■ 38728

Cleaning Trolley



LUGGAGE TROLLEY
 38218 ■ Stainless Steel
 38219 ■ Gold



LUGGAGE TROLLEY
 38824 ■ Stainless Steel
 38822 ■ Paint



LUGGAGE TROLLEY
 ■ 38725


Shoe Polishing Machine And Barriers



SHOE POLISHING MACHINE
 ■ 38105 | 370x210x330 mm



SHOE POLISHING MACHINE
 ■ 38108 | 550x340x910 mm



BARRIERS
 ■ 38102 Chrome
 ■ 38098 Gold
 ■ 38099 Rope



BARRIERS
 ■ 38101 Chrome
 ■ 38103 Paint

Other Equipment



TELEPHONE, ROOM

38738 ■ Black



TELEPHONE, BATHROOM

38736 ■ Black



SCALE

■ 8661146



CIGARETTE ASHTRAY

38750 Ø70mm 90mm ■ Stainless Steel

38751 Ø70mm 120mm ■ Stainless Steel



HANGER WITH HOOK

■ 38752

■ 38753



HANGER WITH HOOK

■ 38754

■ 38755

Door Lock Systems



DOOR LOCK SYSTEMS



Hotel Room Accessories




LEATHER HOTEL ACCESSORIES

■ 941006



LEATHER HOTEL ACCESSORIES

■ 941012 | 105x160mm



LEATHER HOTEL ACCESSORIES

■ 941014



LEATHER HOTEL ACCESSORIES

■ 941001



LEATHER HOTEL ACCESSORIES

■ 941005



LEATHER HOTEL ACCESSORIES

■ 941009



LEATHER HOTEL ACCESSORIES

■ 941002



LEATHER HOTEL ACCESSORIES

■ 941003 | 100x100 mm



LEATHER HOTEL ACCESSORIES

■ 941010
■ 941030 Ekstra Yaprak



LEATHER HOTEL ACCESSORIES

■ 941011



LEATHER HOTEL ACCESSORIES

■ 941004 | Ø90 mm



LEATHER HOTEL ACCESSORIES

■ 941013

Hotel Room Accessories



LEATHER HOTEL ACCESSORIES

941022



LEATHER HOTEL ACCESSORIES

941018 | 150x210 mm



LEATHER HOTEL ACCESSORIES

941023 | 90x70 mm



LEATHER HOTEL ACCESSORIES

941016



LEATHER HOTEL ACCESSORIES

941017



LEATHER HOTEL ACCESSORIES

941020 | 320x420 mm



LEATHER HOTEL ACCESSORIES

941021 | 320x420 mm



LEATHER HOTEL ACCESSORIES

941015 | 350x300 mm




LEATHER HOTEL ACCESSORIES

941019 | 210x297 mm



Led Mirrors

Led Mirrors



	You Ask	(Q)
	Touch	(W)
	Anti-Fog	(Z)
	Magnifying	(X)


→ Prices Do Not Include Sensor, Touch, Anti-fog, Magnifier.
 → You can use the symbol, price of the feature you want in the mirror code.
 Place your order by adding it to the end and list price.
 → Sensor (Q), Touch (W), Anti-Fog (Z), Magnifier X
 → Get information for different sizes and features.





MIRROR, METAL FRAME, LED LIGHT

612018 | Ø 700mm | Black

Led Mirrors







 →
Touch

MIRROR, METAL FRAME, LED LIGHT

612022 | 800x600 mm | ● Black



 →
Touch

MIRROR, METAL FRAME, LED LIGHT

612012 | 1000x700 mm | ● Black

612014 | 800x600 mm | ● Black

Led Mirrors



→
Touch

MIRROR, METAL FRAME, LED LIGHT

612016

Ø 700mm

■ Black



→
Touch

MIRROR, METAL FRAME, LED LIGHT

612024

Ø 700mm

■ Black

Led Mirrors

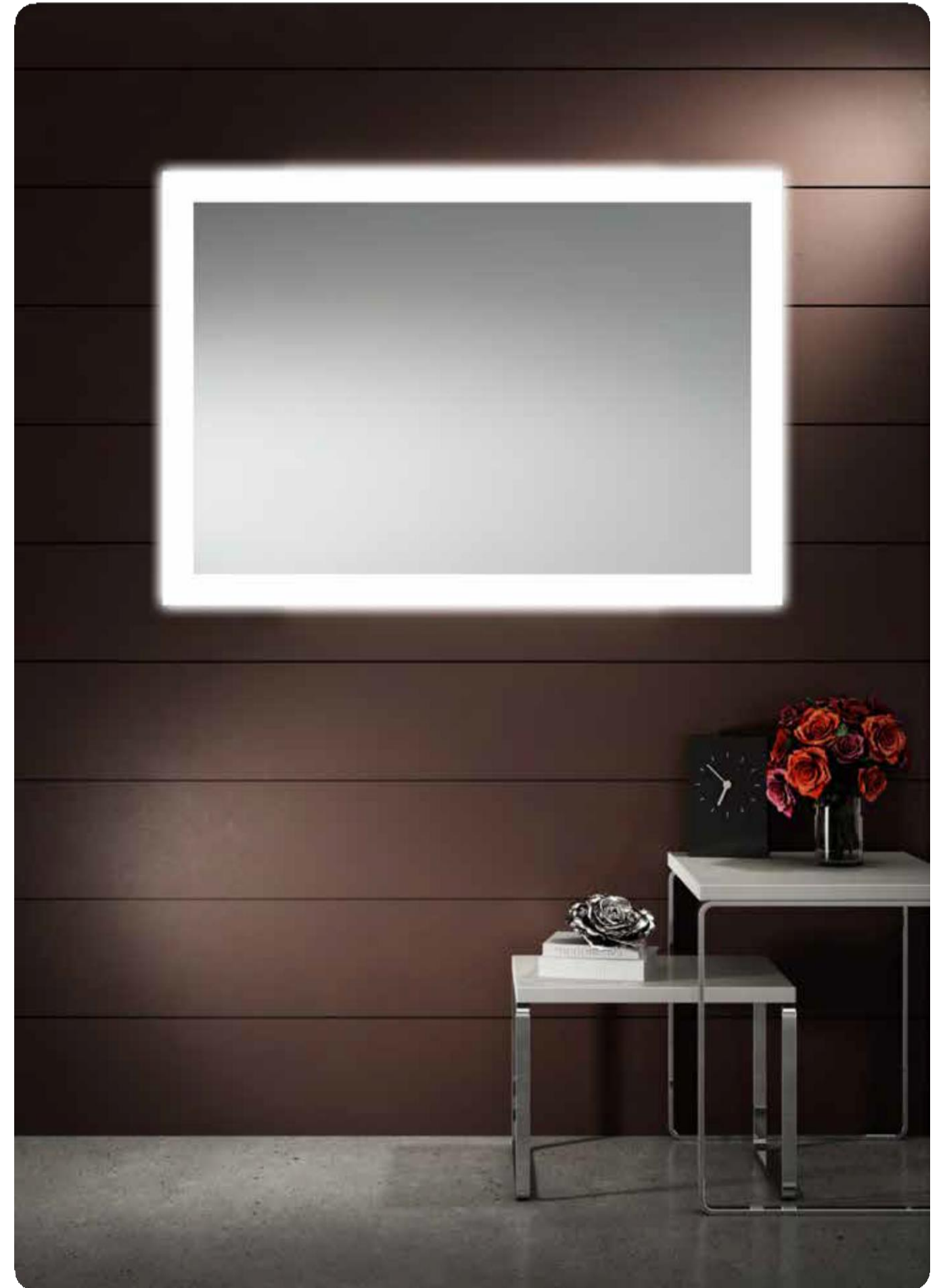


→
Touch.

MIRROR, METAL FRAME, LED LIGHT

612032 HORIZONTAL, 1000x700 mm
612034 VERTICAL, 800x600 mm

■ Black
■ Black







Led Mirrors



- 
- 
- 
- 

MIRROR, LED LIGHT
612056 | Ø 700mm



- 
- 
- 
- 

MIRROR, LED LIGHT
612058 | Ø 700mm

Led Mirrors



MIRROR, LED LIGHT

612072

Ø 700mm



MIRROR, LED LIGHT



612064

1000x700 mm

612066



800x600 mm

Led Mirrors

MIRROR, METAL FRAME, LED LIGHT

612076	On/Off 1000x700 mm	Aluminum
612078	On/Off 800x600 mm	Aluminum

MIRROR, METAL FRAME, LED LIGHT



612088	On/Off 1000x700 mm	Aluminum
612090	On/Off 800x600 mm	Aluminum

Led Mirrors





MIRROR, METAL FRAME, LED LIGHT		
612108	On/Off 1000x700 mm	■ Aluminum
612110	On/Off 800x600 mm	■ Aluminum

MIRROR, METAL FRAME, LED LIGHT		
612100	On/Off 1000x700 mm	■ Aluminum
612102	On/Off 800x600 mm	■ Aluminum

Led Mirrors



MIRROR, METAL FRAME, LED LIGHT

612104	On/Off 1000x700 mm	■ Aluminum
612106	On/Off 800x600 mm	■ Aluminum



MIRROR, METAL FRAME, LED LIGHT

612044	On/Off 1000x700 mm	■ Aluminum
612046	On/Off 800x600 mm	■ Aluminum

Mirrors Economic



MIRROR		
42117		400x500mm
42119		450x600mm
42130	Strapless	400x600mm



MIRROR		
42123		500x700mm



MIRROR		
42125		500x700mm



MIRROR		
42115		400x500mm
42121		450x600mm
42127	Strapless	400x500mm



MIRROR		
42118		400x500mm
42120		450x600mm
42128	Strapless	400x600mm



MIRROR		
42116		400x500mm
42122		450x600mm
42129	Strapless	400x500mm

General USE

Towels & Waste Combination Units



Towels & Waste Combination Units




TOWELS & WASTE COMBINATION UNITS, Photocell

23503	■ Stainless Steel
235039	■ Stainless Steel




TOWELS & WASTE COMBINATION UNITS, Photocell

23504	■ Stainless Steel
235049	■ Stainless Steel



TOWELS & WASTE COMBINATION UNITS,

23507	■ Stainless Steel
235079	■ Stainless Steel



TOWELS & WASTE COMBINATION UNITS,

23511	■ Stainless Steel
235119	■ Stainless Steel

Towels & Waste Combination Units



TOWELS & WASTE COMBINATION UNITS,
23510 | ■ Stainless Steel



TOWELS & WASTE COMBINATION UNITS,

- | | |
|--------|-------------------|
| 23512 | ■ Stainless Steel |
| 235129 | ■ Stainless Steel |
| 23612 | ■ Mat Black |
| 236129 | ■ Mat Black |



TOWELS & WASTE COMBINATION UNITS,

- | | |
|--------|-------------------|
| 23560 | ■ Stainless Steel |
| 235609 | ■ Stainless Steel |



TOWELS & WASTE COMBINATION UNITS,

- | | | |
|-------|-----|-------------------|
| 23619 | 430 | ■ Stainless Steel |
| 23520 | 304 | ■ Stainless Steel |

Towels & Waste Dispensers



 PhotoCell



PHOTOCELL TOWEL AND WASTE DISTRIBUTORS

22507	■ Stainless Steel
225079	■ Stainless Steel

 PhotoCell



PHOTOCELL TOWEL AND WASTE DISTRIBUTORS

22607	■ Mat Black
-------	-------------

 PhotoCell




PHOTOCELL TOWEL AND WASTE DISTRIBUTORS

22708	■ Blue
22709	■ Brown

 PhotoCell





PHOTOCELL TOWEL AND WASTE DISTRIBUTORS

22710	■ Blue
22711	■ Antrasit

Towels & Waste Dispensers



TOWELS DISPENSER
 22605 400 lük 430 ■ Stainless Steel
 22506 400 lük 304 ■ Stainless Steel



TOWELS DISPENSER
 22601 200 lük 430 ■ Stainless Steel
 22502 200 lük 304 ■ Stainless Steel



TOWELS DISPENSER
 22514 400 lük 304 ■ Stainless Steel



TOWELS DISPENSER
 22614 400 lük ■ Mat Black



TOWELS DISPENSER
 22606 400 lük ■ Mat Black



TOWELS DISPENSER
 22602 200 lük ■ Mat Black



TOWELS DISPENSER
 22516 400 lük 304 ■ Stainless Steel



TOWELS DISPENSER
 22510 □ White
 22511 ■ Blue
 22512 ■ Anthracite

Hand Dryers



HAND DRYERS 500 W
36255 | ■ Stainless Steel



HAND DRYERS 500 W
36655 | ■ Mat Black



HAND DRYERS 2500 W
36250 | ■ Stainless Steel



HAND DRYERS 2500 W
36251 | ■ Stainless Steel

Hand Dryers



HAND DRYERS 1500 W
36150 | ABS White



HAND DRYERS 1300 W
36130 | Stainless Steel



HAND DRYERS 1000 W
36270 | ABS Gri



HAND DRYERS 1330 W
36271 | ABS Gri



HAND DRYERS 1000 W
36260 | Stainless Steel



HAND DRYERS 380 W
36280



Paper Holders



PAPER HOLDERS
 21607 430
 21508 304

- Stainless Steel
- Stainless Steel



PAPER HOLDERS
 21610 430
 21511 304

- Stainless Steel
- Stainless Steel



PAPER HOLDERS
 21608 430
 21509 304

- Stainless Steel
- Stainless Steel



PAPER HOLDERS
 21612 430
 21513 304

- Stainless Steel
- Stainless Steel



PAPER HOLDERS
 21630
 21640

- Stainless Steel
- Stainless Steel



PAPER HOLDERS
 21635
 21645

- Stainless Steel
- Stainless Steel

Paper Holders



PAPER HOLDERS
 21527 Chrome
 21627 Mat Black



PAPER HOLDERS
 21529 Chrome
 21629 Mat Black



PAPER HOLDERS
 21501 Ø 220 mm Stainless Steel



PAPER HOLDERS
 21500 Ø 220 mm Mat Black



PAPER HOLDERS
 21523 Stainless Steel



PAPER HOLDERS
 21623 Mat Black



PAPER HOLDERS, RULO
 21602 Ø 220 mm 430 Stainless Steel
 21503 Ø 220 mm 304 Stainless Steel
 21604 Ø 280 mm 430 Stainless Steel
 21505 Ø 280 mm 304 Stainless Steel



PAPER HOLDERS, RULO
 21601 Ø 220 mm Mat Black
 21605 Ø 280 mm Mat Black



PAPER HOLDERS
 21506 Stainless Steel



PAPER HOLDERS
 21652 304 Stainless Steel
 21651 304 Stainless Steel



PAPER HOLDERS
 21514 Stainless Steel

Seat-Cover Dispenser



SEAT-COVER DISPENSER
 21518 304 ■ Stainless Steel
 21617 430 ■ Stainless Steel



SEAT-COVER DISPENSER
 21618 ■ Mat Black



SEAT-COVER DISPENSER
 21521 304 ■ Stainless Steel



SEAT-COVER DISPENSER
 21520 304 ■ Stainless Steel



TOILET SEAT SYSTEM
 38104 □ ABS White
 36204 ■ ABS Black



TOILET SEAT SYSTEM, ROLL
 38146

Dust Bin



Soft Kapak



DUST BIN			
27614	(430) 16 lt.	Ø245xh:444	■ Stainless Steel
27528	(430) 20 lt.	Ø315xh:355	■ Stainless Steel
27529	(430) 30 lt.	Ø315xh:444	■ Stainless Steel
27530	(430) 40 lt.	Ø315xh:630	■ Stainless Steel



DUST BIN			
27605	(430) 16 lt.	Ø245xh:444	■ Stainless Steel
27631	(430) 20 lt.	Ø315xh:355	■ Stainless Steel
27632	(430) 30 lt.	Ø315xh:444	■ Stainless Steel
27633	(430) 40 lt.	Ø315xh:630	■ Stainless Steel



DUST BIN			
28670	(430) 15 lt.	Ø 240x300 mm	■ Stainless Steel
28671	(430) 25 lt.	Ø 240x600 mm	■ Stainless Steel
28672	(430) 38 lt.	Ø 300x650 mm	■ Stainless Steel



DUST BIN			
28673	(430) 15 lt.	Ø 240x300 mm	■ Stainless Steel
28674	(430) 25 lt.	Ø 240x600 mm	■ Stainless Steel
28675	(430) 38 lt.	Ø 300x650 mm	■ Stainless Steel



DUST BIN			
28576	(430) 16 lt.	Ø 240x400 mm	■ Stainless Steel
28577	(430) 27 lt.	Ø 300x630 mm	■ Stainless Steel
28578	(430) 50 lt.	Ø 360x850 mm	■ Stainless Steel

Dust Bin



DUST BIN

285764	16 lt.	∅ 240x400 mm	■ Mat Black
285774	27 lt.	∅ 300x630 mm	■ Mat Black
285784	50 lt.	∅ 360x850 mm	■ Mat Black



DUST BIN

27104	(430) 16 lt.	∅ 245x380 mm	■ Stainless Steel
27105	(430) 20 lt.	∅ 245x465 mm	■ Stainless Steel
27106	(430) 27 lt.	∅ 245x645 mm	■ Stainless Steel
27107	(430) 32 lt.	∅ 315x465 mm	■ Stainless Steel
27108	(430) 45 lt.	∅ 315x645 mm	■ Stainless Steel



DUST BIN

27110	(430) 16 lt.	∅ 245x380 mm	■ Stainless Steel
27111	(430) 20 lt.	∅ 245x465 mm	■ Stainless Steel
27112	(430) 27 lt.	∅ 245x645 mm	■ Stainless Steel
27113	(430) 32 lt.	∅ 315x465 mm	■ Stainless Steel
27114	(430) 45 lt.	∅ 315x645 mm	■ Stainless Steel



DUST BIN

27119	430 6 lt.	100x250x250 mm	■ Stainless Steel
27121	430 11 lt.	120x250x360 mm	■ Stainless Steel
27123	430 16 lt.	120x330x400 mm	■ Stainless Steel
27125	430 25 lt.	155x360x435 mm	■ Stainless Steel
27138	304 6 lt.	100x250x250 mm	■ Stainless Steel
27140	304 11 lt.	120x250x360 mm	■ Stainless Steel
27142	304 16 lt.	120x330x400 mm	■ Stainless Steel
27144	304 25 lt.	155x360x435 mm	■ Stainless Steel



Döner Kapaklı



DUST BIN

28561	(304) 30 lt.	∅250xh:655	■ Stainless Steel
-------	--------------	------------	-------------------



DUST BIN

27627	430 40 lt.	∅ 400x400 mm	■ Stainless Steel
27682	430 50 lt.	∅ 400x500 mm	■ Stainless Steel
27683	430 70 lt.	∅ 400x600 mm	■ Stainless Steel
27680	430 90 lt.	∅ 400x700 mm	■ Stainless Steel
27519	304 40 lt.	∅ 400x400 mm	■ Stainless Steel
27520	304 50 lt.	∅ 400x500 mm	■ Stainless Steel
27521	304 70 lt.	∅ 400x600 mm	■ Stainless Steel
27522	304 90 lt.	∅ 400x700 mm	■ Stainless Steel



DUST BIN

27118	(304) 10 ft.	170x220x240 mm	Stainless Steel
27120	(304) 16 ft.	170x220x400 mm	Stainless Steel
27122	(304) 27 ft.	200x320x400 mm	Stainless Steel
27124	(304) 32 ft.	200x320x500 mm	Stainless Steel
27126	(304) 54 ft.	250x360x600 mm	Stainless Steel
27128	(304) 84 ft.	300x400x700 mm	Stainless Steel



DUST BIN

28665	430 7 ft.	140x205x335 mm	Stainless Steel
28666	430 11 ft.	155x245x430 mm	Stainless Steel
28572	304 7 ft.	140x205x335 mm	Stainless Steel
28573	304 11 ft.	155x245x430 mm	Stainless Steel



DUST BIN

27698	6 ft.	100x250x250 mm
27699	11 ft.	120x250x360 mm



DUST BIN

276684	45 ft.	∅315x670 mm
--------	--------	-------------



DUST BIN

276685	45 ft.	∅315x600 mm
--------	--------	-------------



DUST BIN

27501	304 7 ft.	140x235x335 mm	Stainless Steel
27502	304 11 ft.	155x245x430 mm	Stainless Steel
27503	304 25 ft.	240x280x485 mm	Stainless Steel
27504	304 36 ft.	240x280x645 mm	Stainless Steel
27510	304 45 ft.	300x350x555 mm	Stainless Steel

DUST BIN

27651	430 7 ft.	140x235x335 mm	Stainless Steel
27652	430 11 ft.	155x245x430 mm	Stainless Steel
27653	430 25 ft.	240x280x485 mm	Stainless Steel
27654	430 36 ft.	240x280x645 mm	Stainless Steel
27660	430 45 ft.	300x350x555 mm	Stainless Steel



DUST BIN

27594	304 7 ft.	150x170x285 mm	Stainless Steel
27595	304 11 ft.	180x200x390 mm	Stainless Steel
27596	304 16 ft.	180x200x500 mm	Stainless Steel
27597	304 25 ft.	240x280x480 mm	Stainless Steel
27598	304 36 ft.	240x280x635 mm	Stainless Steel
27599	304 45 ft.	300x350x555 mm	Stainless Steel
27100	304 54 ft.	300x350x615 mm	Stainless Steel
27101	304 80 ft.	300x350x895 mm	Stainless Steel

DUST BIN

27686	430 7 ft.	150x170x285 mm	Stainless Steel
27687	430 11 ft.	180x200x390 mm	Stainless Steel
27688	430 16 ft.	180x200x500 mm	Stainless Steel
27689	430 25 ft.	240x280x480 mm	Stainless Steel
27690	430 36 ft.	240x280x635 mm	Stainless Steel
27691	430 45 ft.	300x350x555 mm	Stainless Steel
27692	430 54 ft.	300x350x615 mm	Stainless Steel
27693	430 80 ft.	300x350x895 mm	Stainless Steel

Dust Bin



DUST BIN
27526 | Stainless Steel



DUST BIN
27527 | Stainless Steel



DUST BIN

28642	9 ft.	244x244x300 mm	Stainless Steel
28643	12 ft.	244x244x462 mm	Stainless Steel
28644	16 ft.	272x272x655 mm	Stainless Steel
28645	20 ft.	272x272x873 mm	Stainless Steel



Recycling Units



RECYCLING UNITS

31512	2'li	300x560x800 mm	■ Stainless Steel
31513	3'lü	300x820x800 mm	■ Stainless Steel
31514	4'lü	300x1080x800 mm	■ Stainless Steel
31515	5'li	300x1340x800 mm	■ Stainless Steel



RECYCLING UNITS

31612	2'li	300x560x800 mm	■ Stainless Steel
31613	3'lü	300x820x800 mm	■ Stainless Steel
31614	4'lü	300x1080x800 mm	■ Stainless Steel
31615	5'li	300x1340x800 mm	■ Stainless Steel



RECYCLING UNITS

31712	2'li	250x600x800 mm	■ Stainless Steel
31713	3'lü	250x870x800 mm	■ Stainless Steel
31714	4'lü	250x1130x800 mm	■ Stainless Steel
31715	5'li	250x1400x800 mm	■ Stainless Steel



RECYCLING UNITS

31812	3'lü Dar Çemberli	1110x355x700 mm	■ Stainless Steel
31813	4'lü Dar Çemberli	1480x355x700 mm	■ Stainless Steel
31822	3'lü Çemberli	1110x400x700 mm	■ Stainless Steel
31823	4'lü Çemberli	1480x400x700 mm	■ Stainless Steel
31832	3'lü Döner Kapaklı	1110x400x700 mm	■ Stainless Steel
31833	4'lü Döner Kapaklı	1480x400x700 mm	■ Stainless Steel



RECYCLING UNITS

31912	360x640x670 mm	■ Colored
31913	360x940x670 mm	■ Colored
31914	360x1230x670 mm	■ Colored
31922	360x690x690 mm	■ Colored
31923	360x1030x690 mm	■ Colored
31924	360x1360x690 mm	■ Colored
31932	360x690x650 mm	■ Colored
31933	360x1030x650 mm	■ Colored
31934	360x1360x650 mm	■ Colored

Trash bins with Ashtray Bins



ASHTRAY BIN
30510 | ■ Stainless Steel



KISA ASHTRAY BIN
30513 | ■ Stainless Steel



ASHTRAY BIN
30509 | ■ Stainless Steel



ASHTRAY BIN
30512 | ■ Stainless Steel



ASHTRAY BIN
30613 | ■ Stainless Steel
30614 | ■ Colored



ASHTRAY BIN, Boru Tipi
30511 | ■ Stainless Steel



ASHTRAY BIN
30505 | ■ Stainless Steel



ASHTRAY BIN
30601 | Ø 1900x600 mm | ■ Stainless Steel
30602 | Ø 2100x600 mm | ■ Stainless Steel
30603 | Ø 2500x600 mm | ■ Stainless Steel
30604 | Ø 2800x600 mm | ■ Stainless Steel

Trash Bins With, Ashtray



ASHTRAY BIN
29507 ■ Stainless Steel



ASHTRAY BIN
29508 ■ Stainless Steel



ASHTRAY BIN
30606 ■ Stainless Steel
30406 ■ Gold



ASHTRAY BIN
30607 ■ Stainless Steel
30407 ■ Gold



ASHTRAY BIN
29810 ■ Colored



ASHTRAY BIN
29811 ■ Colored



ASHTRAY BIN
29812 ■ Colored



ASHTRAY BIN
29804 □ Ayaklı Paint
29503 ■ Stainless Steel
29802 ■ Colored



Umbrella Boxes



UMBRELLA BOXES

31802 ■ Paint

UMBRELLA BOXES

31603 ■ Stainless Steel

UMBRELLA BOXES

31601 ■ Stainless Steel



UMBRELLA

31204 ■ Gold

UMBRELLA

31205
31203
31207

Flower Pot Box



POT BOX

40519	Ø 300x300 mm	■ Stainless Steel
40520	Ø 350x350 mm	■ Stainless Steel
40521	Ø 400x400 mm	■ Stainless Steel
40522	Ø 450x450 mm	■ Stainless Steel
40523	Ø 550x550 mm	■ Stainless Steel
40524	Ø 600x600 mm	■ Stainless Steel

POT BOX

40525	400x400x450 mm	■ Stainless Steel
40526	500x500x430 mm	■ Stainless Steel
40527	400x400x800 mm	■ Stainless Steel
40528	400x400x950 mm	■ Stainless Steel
40529	500x500x600 mm	■ Stainless Steel
40530	500x500x700 mm	■ Stainless Steel




POT BOX

40510	Ø 300x270 mm	■ Stainless Steel
40511	Ø 350x320 mm	■ Stainless Steel
40512	Ø 400x360 mm	■ Stainless Steel
40513	Ø 420x400 mm	■ Stainless Steel
40514	Ø 500x450 mm	■ Stainless Steel
40515	Ø 600x580 mm	■ Stainless Steel

POT BOX

40501	Ø 300x500 mm	■ Stainless Steel
40502	Ø 350x700 mm	■ Stainless Steel
40503	Ø 400x800 mm	■ Stainless Steel

Washing Units



ABLUTION UNIT
 25521 | 2'ü | ■ Stainless Steel
 25523 | 3'ü | ■ Stainless Steel
 25525 | 4'ü | ■ Stainless Steel



MOP
 25501 | 400x600 mm | ■ Stainless Steel
 25502 | 900x600 mm | ■ Stainless Steel
 25503 | 1200x600 mm | ■ Stainless Steel



WASHING UNITS
 24502 | 500x500x410 mm | ■ Stainless Steel



ABLUTION UNIT
 25520 | ■ Stainless Steel



UNIT
 24501 | Set 500x800x220 mm | ■ Stainless Steel
 24301 | Üst Bölme | ■ Stainless Steel



WASHING UNITS
 24503 | 410x410x270 mm | ■ Stainless Steel



WASHING UNITS
 25519 | ■ Stainless Steel



WASHING UNITS
 25513 | ■ Stainless Steel



WASHING UNITS
 25518 | 600x600x800 mm | ■ Stainless Steel



WASHING UNITS
 21524 | 500x500x720 mm | ■ Stainless Steel

Units



WASHING UNITS
25516 ■ Stainless Steel



UNIT
25517 ■ Stainless Steel



UNIT
25527 ■ Stainless Steel



UNIT
25512 ■ Stainless Steel

Water Dispenser



WATER DISPENSER

- | | | |
|-------|------------------|-------------------|
| 25615 | | ■ Stainless Steel |
| 25625 | Photocell | ■ Stainless Steel |
| 25515 | Çiftli | ■ Stainless Steel |
| 25505 | Çiftli Photocell | ■ Stainless Steel |



Baby Changing Units



BABY CHANGING UNIT
38107 | Stainless Steel



BABY CHANGING UNIT
38106 | ABS Krem



BABY CHANGING UNIT
38110 | ABS Cream
38192 | ABS Gray

Disabled Equipment

Grap Bar



Grap Bar



GRAP BAR		
20104	300 mm	Stainless Steel
20105	400 mm	Stainless Steel
20106	500 mm	Stainless Steel
20107	600 mm	Stainless Steel
22104	300 mm	Stainless Steel
22105	400 mm	Stainless Steel
22106	500 mm	Stainless Steel
22107	600 mm	Stainless Steel



GRAP BAR	
20108	Stainless Steel
22108	Stainless Steel



GRAP BAR	
20109	Stainless Steel
22109	Stainless Steel



GRAP BAR	
20110	Stainless Steel
22110	Stainless Steel



GRAP BAR	
20114	Stainless Steel
22114	Stainless Steel



GRAP BAR	
20113	Stainless Steel
22113	Stainless Steel

Shower Seats



SHOWER SEATS	
20120	Stainless Steel



SHOWER SEATS	
20117	Stainless Steel



SHOWER SEATS	
20126	Stainless Steel



SHOWER SEATS	
20116	Stainless Steel



SHOWER SEATS	
20121	Stainless Steel



SHOWER SEATS	
20128	Stainless Steel

Shower Seats



SHOWER SEATS
20118 | Stainless Steel



SHOWER SEATS
20115 | Stainless Steel



SHOWER SEATS
20125 | Stainless Steel



SHOWER SEATS
20124 | Black

Mirrors



MIRROR
20119 | Stainless Steel



MIRROR
20111 | Stainless Steel



MIRROR
20112 | Stainless Steel



MIRROR
22119 | Stainless Steel

Faucet

PhotoCell Bataryes



BATARYES
261501 | Chrome



BATARYES
261502 | Chrome



BATARYES
261507 | Chrome



BATARYES
261509 | Chrome



BATARYES
261504 | Chrome



BATARYES
261506 | Chrome



URINAL, PHOTOCELL
271505 | Chrome



URINAL
280700 | Chrome



BATARYES
261508 | Chrome



BATARYES
261503 | Chrome



MIXER
261510 | Chrome



URINAL
271504 | Chrome

Bataryes



BATARYES
281015 Chrome



BATARYES
281025 Chrome



BATARYES
281011 Chrome



BATARYES
281008 Chrome



BATARYES
281001 Chrome



BATARYES
281004 Chrome



BATARYES
280562 Chrome



BATARYES
27711 Chrome



BATARYES
281003 Chrome



BATARYES
281005 Chrome

Bidet Nozzle



BIDET NOZZLE
280556 | Chrome



BIDET NOZZLE
280570 | Chrome



BIDET NOZZLE
280558 | Chrome



BIDET NOZZLE
280559 | Chrome



BIDET NOZZLE
280303 | Chrome



BIDET NOZZLE
280302 | Chrome

Siphon and Shower



SIPHON
280711 | Chrome



SIPHON
280716 | Chrome



SIPHON
291504 | ABS Gri



SIPHON
281503 | Chrome



Beach, Pool
Showers

Beach, Showers



→ø 89x2100

BEACH POOL SHOWERS

26512	■ Stainless Steel
26612	■ Stainless Steel

BEACH POOL SHOWERS

26501	■ Stainless Steel
26503	■ Stainless Steel

→ø 76x2100
mm

BEACH POOL SSHOWERS

26515	Tepe Duşlu	■ Stainless Steel
26615	Tepe,El Duşlu	■ Stainless Steel
26514		■ Stainless Steel
26614	El Duşlu	■ Stainless Steel

→ø 51x2090
mm

BEACH POOL SSHOWERS

26511		■ Stainless Steel
26611	El Duşlu	■ Stainless Steel

Beach, Showers



→150x150x2105
BEACH POOL SHOWERS
 26533 | ■ Stainless Steel
 26633 | ■ Stainless Steel



→∅ 51x120x120x2050
BEACH POOL SHOWERS
 26507 | ■ Stainless Steel
 26607 | ■ Stainless Steel



→200x200x2050
BEACH POOL SHOWERS
 26504 | ■ Mat Çelik



→∅ 168x910
BEACH POOL SHOWERS
 26508 | ■ Stainless Steel



→∅ 168x2050
BEACH POOL SHOWERS
 26505 | ■ Stainless Steel



→∅ 168x2155
BEACH POOL SHOWERS
 26506 | ■ Stainless Steel



→200x200x910
FOOT WASH
 26500 | ■ Stainless Steel



→∅ 168x910
FOOT WASH
 26510 | ■ Stainless Steel



POOL FOUNTAIN
 26518 | ■ Stainless Steel

Heated Towel Rail



HEATED TOWEL RAIL

714070	400x700 mm	Chrome
714011	400x1100 mm	Chrome
715070	500x700 mm	Chrome
715011	500x1100 mm	Chrome
716070	600x700 mm	Chrome
716011	600x1100 mm	Chrome



HEATED TOWEL RAIL

724070	400x700 mm	Gold
724011	400x1100 mm	Gold
725070	500x700 mm	Gold
725011	500x1100 mm	Gold
726070	600x700 mm	Gold
726011	600x1100 mm	Gold



HEATED TOWEL RAIL

734070	400x700 mm	White
734011	400x1100 mm	White
735070	500x700 mm	White
735011	500x1100 mm	White
736070	600x700 mm	White
736011	600x1100 mm	White



HEATED TOWEL RAIL

744070	400x700 mm	Black
744011	400x1100 mm	Black
745070	500x700 mm	Black
745011	500x1100 mm	Black
746070	600x700 mm	Black
746011	600x1100 mm	Black



HEATED TOWEL RAIL

754070	400x700 mm	Black
754011	400x1100 mm	Black
755070	500x700 mm	Black
755011	500x1100 mm	Black
756070	600x700 mm	Black
756011	600x1100 mm	Black



HEATED TOWEL RAIL

764070	400x700 mm	White
764011	400x1100 mm	White
765070	500x700 mm	White
765011	500x1100 mm	White
766070	600x700 mm	White
766011	600x1100 mm	White



VALVE

80002	Chrome
80004	Black



VALVE

80001	White
80005	Chrome




VALVE

80003	Gold
-------	------



Stainless Toilets



STAINLESS TOILETS
24507 | 360x580x350 mm | Stainless Steel



STAINLESS TOILETS
24506 | 390x580x355 mm | Stainless Steel



STAINLESS TOILETS
24505 | 670x580x390 mm | Stainless Steel



STAINLESS TOILETS
24508 | 690x430x257 mm | Stainless Steel



STAINLESS TOILETS
24509 | 582x492 mm | Stainless Steel



STAINLESS TOILETS
24504 | Stainless Steel



Models
Economic

Open



TOWEL BAR
13101 | Chrome



TOWEL RING
13102 | Chrome



PAPER HOLDERS
13109 | Chrome



ROLL HOLDER, OPEN
13107 | Chrome



ROBE HOOK
13106 | Chrome



SOAP DISH
13104 | Chrome



TUMBLER HOLDER
13105 | Chrome



ROBE HOOK
101147 | Chrome



ROBE HOOK
101148 | Chrome



ROBE HOOK
101149 | Chrome



GLAS SHELF
13103 | Chrome



ROBE HOOK
14149 | Chrome



SET
13124 | Chrome

Open



ROBE HOOK
101143 | Chrome



ROBE HOOK
101144 | Chrome



ROBE HOOK
101145 | Chrome



ROBE HOOK
101146 | Chrome



SOAP BASKET
15145 | Stainless Steel



SOAP BASKET
15146 | Stainless Steel



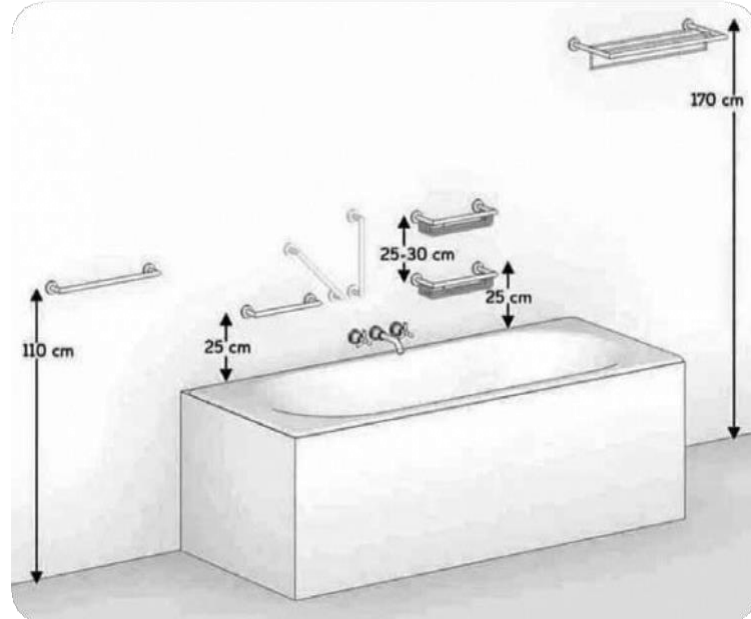
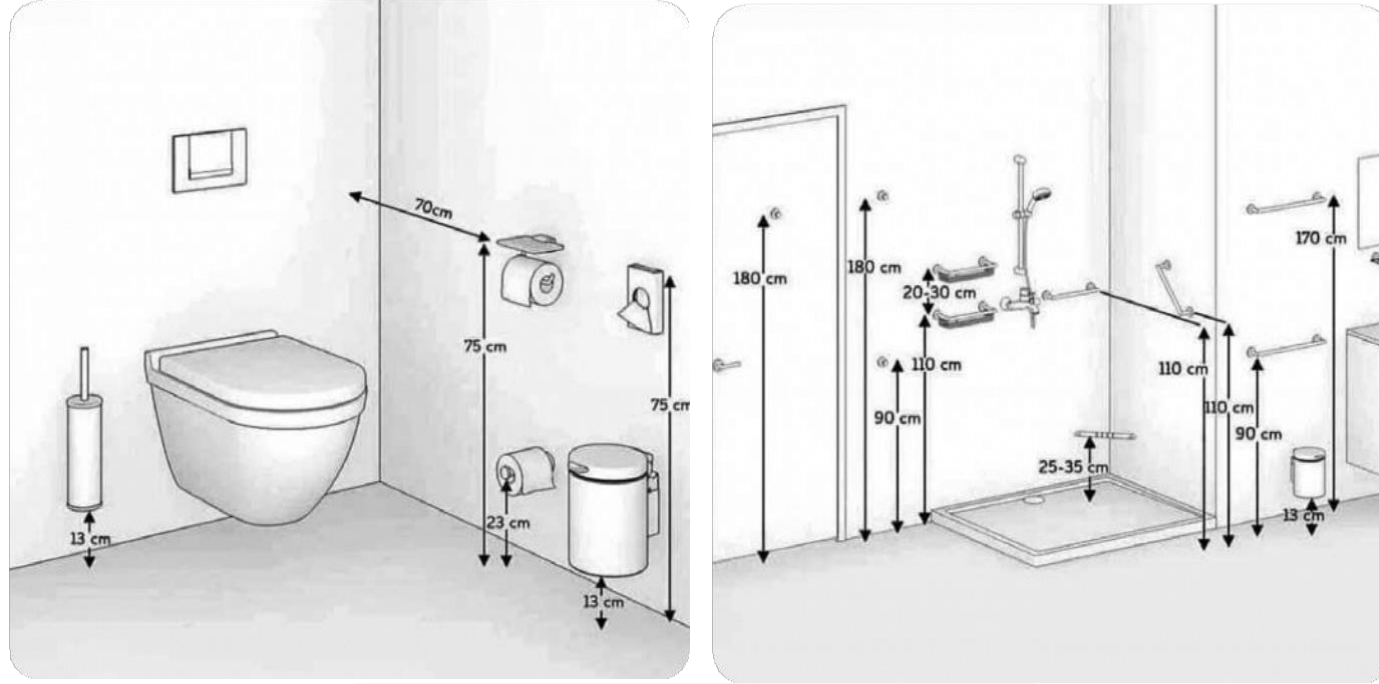
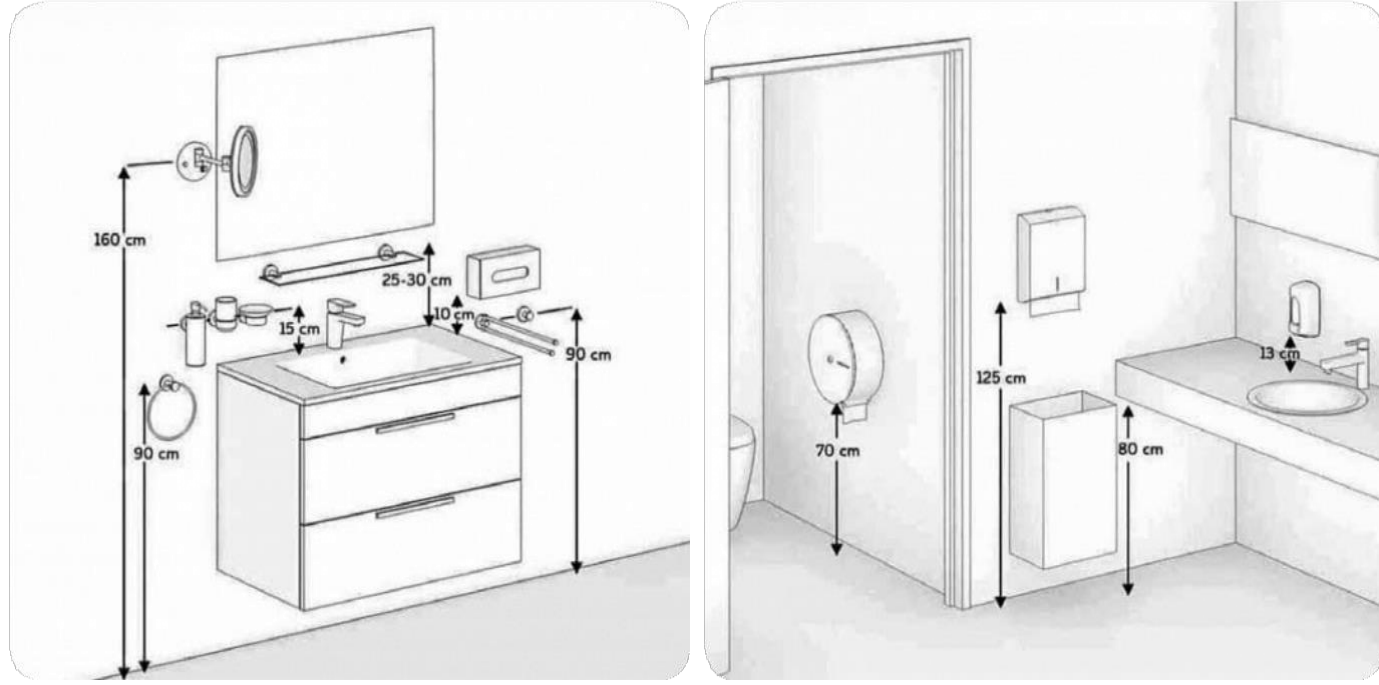
SOAP BASKET
15148 | Stainless Steel

References

Bathroom Dimensions



Brand Certificate

T.C.
TÜRK PATENT ve MARKA KURUMU
MARKA TESCİL BELGESİ
Marka No : 2020 58020 - Ticaret

Line
Bathroom Accessories

Marka Sahibi : GLOBALLİNE BANYO VE OTEL EKİPMANLARI SANAYİ VE TİCARET LTD.ŞTİ.
TÜRKİYE CUMHURİYETİ
MİMAR SİNAN MAH. KIBRIS CAD. NO:138/A Ataşehir İstanbul

Emtiası : 06/11
İlişiktir.


İşbu Marka 04/06/2020 tarihinden itibaren ON YIL süreyle
18/01/2021 tarihinde tescil edilmiştir.

Prof. Dr. Habip ASAN
Türk Patent ve Marka
Kurumu Başkanı

T.C. İHTİSAS MÜHÜRÜ
TÜRK PATENT VE MARKA KURUMU
MARMARALIK DAİRESİ BAŞKANLIĞI

TURK PATENT
TÜRK PATENT VE MARKA KURUMU





Bathroom Accessories

VERDE BATHROOM & HOTEL EQUIPMENT

P.O Box 45557 Abu Dhabi

T. 02 559 8662